

Course Code	Course Title	Hours/Week			Credits	Maximum Marks		
		L	T	P		C	CA	EA
115ENT01	TECHNICAL ENGLISH - I	3	0	0	3	50	50	100

OBJECTIVES:

1. To facilitate students widen proper listening skills for academic and professional purposes:
2. To inculcate and develop strategies to understand and to increase students' efficiency in their academic and general reading:
3. To train the students in the techniques of acquiring the ability to speak effectively in English with received pronunciation in real-life situations
4. To strengthen students' vocabulary power
5. To familiarize students with different functions of technical and scientific English
6. To coach the students in augmenting the technical writing skills like writing letters in formal and business situations

UNIT-1

9

General Vocabulary – synonyms and antonyms – parts of speech – nouns, pronouns, verbs, adjectives, adverbs, preposition, conjunction and interjection - articles –word formation –same words as different parts of speech –reading – skimming and scanning – writing – formal letter writing – complaint letter relating to business – general essay writing.

UNIT-2

9

Jumbled words - verbal analogy – Definition - single sentence and extended – one word substitute - types of sentences - tenses - active and passive voice – question tag - reading for understanding contextual meaning – formal letter writing – permission letter - Industrial visit/Inplant training- descriptive essay writing.

UNIT-3

9

Compound nouns – singular and plural nouns - editing – intensive reading - formal letter writing – requisition (OD)/acceptance/declining - transfer of information– transcoding – note taking – note making – paragraph writing (cause and effect – compare and contrast).

UNIT-4

9

Modal verbs and probability – concord – phrasal verbs - cause and effect – purpose and function – contrasting and comparative essays – check list – creating blogs – e-mail writing.

UNIT-5

9

'If' conditionals – gerunds – idioms and phrases – punctuation - intensive reading –formal letter writing – invitation letter – error correction - writing instructions and recommendations - speaking – short presentations on topics (technical and non-technical).

TOTAL:45 Hours



**Chairman
Board of Studies**

**Faculty of Aeronautical Engineering
ADHIYAMAAN COLLEGE OF ENGINEERING (Autonomous)
Hosur - 635 109, Tamil Nadu.**

COURSE OUTCOMES:

- The ability to comprehend facets of grammar
- The ability to be proactively read
- The ability to interact
- The ability to carry out extempore discussions
- The ability to comprehend facets of grammar

TEXT BOOK:

1. N. Uttham Kumar, "Technical English I", (with work book), Coimbatore, Sahana Publications, Coimbatore, 2016.

REFERENCE BOOKS:

1. Department of English, Anna University. Mindscapes: English for Technologists and Engineers Orient Blackswan, Chennai. 2012.
2. Dhanavel, S.P. English and Communication Skills for Students of Science and Engineering. Orient Blackswan, Chennai. 2011.
3. English for Engineers and Technologists "Combined Edition (Volumes 1 & 2)", Chennai: Orient Longman Pvt. Ltd., 2006. Themes 1 – 4 (Resources, Energy, Computer, Transport).
4. Andrea, J. Rutherford, "Basic Communication Skills for Technology", Second Edition, Pearson Education, 2007.
5. Extensive Reading: A.P.J. Abdul Kalam with Arun Tiwari, "Wings of Fire" An Autobiography, University Press (India) Pvt. Ltd., 1999, 30th Impression 2007.

Note: The book given under Extensive Reading is meant for inculcating the reading habit of the students. They need not be used for testing purposes.

Course Outcome		P O 1	P O 2	P O 3	P O 4	P O 5	P O 6	P O 7	P O 8	P O 9	P O 10	P O 11	P O 12	P S O 1	P S O 2	P S O 3
Co1	The ability to comprehend facets of grammar				2				1	1	3	1		1	1	
Co2	The ability to be proactively read				1	1				2	3	1		1		
Co3	The ability to interact									2	3					
Co4	The ability to carry out extempore discussions										2					
Co5	The ability to comprehend facets of grammar				2					1	2	1		1	1	1



Chairman
Board of Studies
Faculty of Aeronautical Engineering
ADHIYAMAAN COLLEGE OF ENGINEERING (Autonomous)
 Hosur - 635 109, Tamil Nadu.

Course Code	Course Title	Hours/Week			Credits	Maximum Marks		
		L	T	P	C	CA	EA	Total
115MAT02	ENGINEERING MATHEMATICS-I	3	1	0	4	50	50	100

OBJECTIVES:

1. To understand the eigen value problems.
2. To solve differential equations of certain types, including systems of differential equations that they might encounter in the same or higher semesters.
3. To understand the concepts of curvatures, evolutes and envelopes and to study the maxima and minima of any function.
4. To understand various methods to solve the partial differential equations

UNIT-1 MATRICES

12

Eigen values and eigen vectors of a real symmetric matrix –Properties – Cayley-Hamilton theorem (Statement only) – Orthogonal transformation of a symmetric matrix to diagonal form – Quadratic form –Reduction of quadratic form to canonical form by orthogonal transformation.

UNIT-2 ORDINARY DIFFERENTIAL EQUATIONS

12

Higher order linear differential equations with constant coefficients – Method of variation of parameters – Cauchy's and Legendre's linear equations – Simultaneous first order linear equations with constant coefficients-Applications to Engineering problems-Electric Circuits, Simple Harmonic Motions and bending of beams.

UNIT-3 DIFFERENTIAL CALCULUS

12

Curvature in Cartesian co-ordinates – Centre and radius of curvature – Circle of curvature – Evolutes – Envelopes – Evolutes as envelope of normals.

UNIT-4 FUNCTIONS OF SEVERAL VARIABLES

12

Partial derivatives – Euler's theorem for homogenous functions – Total derivatives – Jacobians – Taylor's expansion– Maxima and Minima – Method of Lagrangian multipliers.

UNIT-5 PARTIAL DIFFERENTIAL EQUATIONS

12

Solutions of first order partial differential equations – Standard types – Singular solutions - Lagrange's Linear equation – Solution of homogeneous and non-homogenous linear equations of second and higher order with constant coefficients.

TOTAL:60 Hours



**Chairman
Board of Studies**

**Faculty of Aeronautical Engineering
ADHIYAMAAN COLLEGE OF ENGINEERING (Autonomous)
Hosur - 635 109, Tamil Nadu.**

COURSE OUTCOMES:

At the end of the course, the student will be able to

- Developing the knowledge of basic linear algebraic concepts.
- Determining the solutions of ordinary differential equations by various methods which have an application in their core subjects.
- Acquiring the basic knowledge of ordinary and partial differential calculus.
- Knowing the methods to solve partial differential equations occurring in various physical and engineering problems.
- Developing the knowledge of basic linear algebraic concepts.

TEXT BOOKS:

1. T.Veerarajan, "Engineering Mathematics", Tata McGraw-Hill Publishing Company, New Delhi, (2014).
2. Grewal. B.S, "Higher Engineering Mathematics", Khanna Publications, Delhi, (2012).

REFERENCE BOOKS:

1. Erwin Kreyszig, "Advanced Engineering Mathematics", Wiley India, (2012).
2. Kandasamy.P, Thilagavathy.K., & Gunavathi.K., "Engineering Mathematics for first year" S.Chand & Company Ltd., New Delhi.(2013).
3. V.Prameelakaladharan and G.Balaji, "Engineering Mathematics-I", Amrutha marketing, Chennai. (2014).

Course Outcome		P O 1	P O 2	P O 3	P O 4	P O 5	P O 6	P O 7	P O 8	P O 9	P O 10	P O 11	P O 12	P S O 1	P S O 2	P S O 3
C01	Developing the knowledge of basic linear algebraic concepts.	3	2											3		
C02	Determining the solutions of ordinary differential equations by various methods which have an application in their core subjects.	3	3											3		
C03	Acquiring the basic knowledge of ordinary and partial differential calculus.	3	3											3		
C04	Knowing the methods to solve partial differential equations occurring in various physical and engineering problems.	3	3											3		
C05	Developing the knowledge of basic linear algebraic concepts.	3	3											3		



Chairman

Board of Studies

Faculty of Aeronautical Engineering

ADHIYAMAAN COLLEGE OF ENGINEERING (Autonomous)

Hosur - 635 109, Tamil Nadu.

Course Code	Course Title	Hours/Week			Credits	Maximum Marks		
		L	T	P		C	CA	EA
115PHT03	ENGINEERING PHYSICS	3	0	0	3	50	50	100

OBJECTIVES:

1. To understand the concept of properties of matter.
2. To understand the properties of sound and principles of quantization of energy.
3. To understand the properties of coherent light and its importance.

UNIT-1 PROPERTIES OF MATTER

9

Elasticity – Stress – Strain diagram – Factors affecting elasticity – Twisting couple on a wire – Torsion pendulum – Young’s modulus - cantilever - Heavy cantilever – Uniform and Non uniform bending (theory and experiment)–Viscosity-Poiseuille’s method for Coefficient of Viscosity.

UNIT-2 ACOUSTICS AND ULTRASONICS

9

Classification of sound, loudness, intensity – Decibel – Weber Fechner Law – Reverberation and Reverberation time – derivation of Sabine’s formula for Reverberation time (Growth and Decay)– Absorption coefficient and its determination.

Introduction of Ultrasonics – Production – magnetostriction effect – magnetostriction generator – piezoelectric effect – piezoelectric generator – Detection of ultrasonic waves, properties – Cavitation – Applications – SONAR – Non Destructive Testing – pulse echo system

UNIT-3 QUANTUM PHYSICS

9

Black body radiation – Planck’s theory (derivation) – Deduction of Wien’s displacement law and Rayleigh–jeans’ Law from Planck’s theory – Compton Effect – Theory and experimental verification – Matter waves – Schrödinger’s wave equation – Time independent and time dependent equations – Physical significance of wave function – Particle in a one dimensional box – Electrons in a metal.

UNIT-4 LASER

9

Introduction – Principle of Spontaneous emission and stimulated emission – Population inversion – pumping – Einstein’s A and B coefficients – derivation – Types of lasers – He-Ne, CO₂, Nd-YAG, Semiconductor lasers – homojunction – Applications of Laser.

UNIT-5 WAVE OPTICS & FIBRE OPTICS

9

Interference – Air wedge (theory & experiment) – Polarization– Methods of polarizing light–Theory of plane circularly and elliptically polarized light.

Principle and propagation of light in optical fibers – Numerical aperture and Acceptance angle – Types of optical fibers (material, refractive index, and mode) – Fiber optical communication system (Block diagram) – Fiber optic sensors – Temperature & Displacement sensors.

TOTAL:45 Hours



**Chairman
Board of Studies**

**Faculty of Aeronautical Engineering
ADHIYAMAAN COLLEGE OF ENGINEERING (Autonomous)
Hosur - 635 109, Tamil Nadu.**

COURSE OUTCOMES:

At the end of the course, the student will be able to

- To understand properties of solids with different types of moduli and to gain knowledge about absorption coefficients of solids and different surfaces.
- To understand basic concepts of high frequency sound waves and its applications.
- To understand basic concepts of quantum mechanical behaviour of wave and particle along with applications.
- To understand the concepts of production of laser and its behaviour with diffraction principle of interference.
- To apply the concept of polarization phenomenon and thereby its applications in fiber optic communication.

TEXT BOOKS:

1. R.K. Gaur and S.C. Gupta, 'Engineering Physics' Dhanpat Rai Publications, New Delhi 2003.
2. Jayaprakash R.N, 'Engineering Physics - I', Dhanam Publications, Chennai, 2007.

REFERENCE BOOKS:

1. R. Murugesan, Kiruthiga Sivaprasath, "Modern Physics", S. Chand Publications, New Delhi, 2016.
2. A. Ghatak, "Optics", The McGraw-Hill Companies, Inc., 1221 Avenue of the Americas, New York, NY 10020.
3. Dr.M.N.Avadhanulu, "Introduction to Lasers: theory and applications", S.Chand publications 2012, New Delhi.

Course Outcome		P O 1	P O 2	P O 3	P O 4	P O 5	P O 6	P O 7	P O 8	P O 9	P O 10	P O 11	P O 12	P S O 1	P S O 2	P S O 3
Co1	To understand properties of solids with different types of moduli and to gain knowledge about absorption coefficients of solids and different surfaces.	3	2	1	3									3		1
Co2	To understand basic concepts of high frequency sound waves and its applications.	3	2	1	3									3		1
Co3	To understand basic concepts of quantum mechanical behaviour of wave and particle along with applications.	3	2		1									3		3
Co4	To understand the concepts of production of laser and its behaviour with diffraction principle of interference.	3	2	2	2									3		2
Co5	To apply the concept of polarization phenomenon and thereby its applications in fiber optic communication.	3	2	1	1									3		2


Chairman
Board of Studies
Faculty of Aeronautical Engineering
ADHIYAMAAN COLLEGE OF ENGINEERING (Autonomous)
Hosur - 635 109, Tamil Nadu.

Course Code	Course Title	Hours/Week			Credits	Maximum Marks		
		L	T	P		C	CA	EA
115CYT04	ENGINEERING CHEMISTRY	3	0	0	3	50	50	100

OBJECTIVES:

1. To understand and apply the concepts in electrochemistry and Energy storage devices
2. To understand the chemistry of Corrosion
3. To apply the basic concepts of thermodynamics for engineering stream
4. To understand the basic concepts of phase equilibrium
5. To understand the chemistry behind water technology

UNIT-1 ELECTROCHEMISTRY AND ENERGY STORAGE DEVICES 9

Electrochemical cell-single electrode potential-standard electrode potential-electrochemical series and its significance-EMF of a cell- Nernst equation-Electrodes-Reference electrodes-hydrogen, calomel, quinhydrone and glass electrodes. Determination of pH of a solution using a glass electrode. Batteries - primary and secondary cells, dry cell, alkaline, lead acid storage cell, Ni-Cd battery and lithium nano battery. Clean energy fuel cells - H₂-O₂ fuel cell.

UNIT-2 CORROSION AND ITS CONTROL 9

Basic concepts - mechanism of chemical, electrochemical corrosion - Pilling Bedworth rule - Types of Electrochemical corrosion - galvanic corrosion - differential aeration corrosion - Measurement of corrosion (wt. loss method only) - factors influencing corrosion. Corrosion control: Cathodic protection - sacrificial anodic method and impressed cathode current method. Electroplating (Copper plating) and Electroless plating (Nickel plating)

UNIT-3 CHEMICAL THERMODYNAMICS 9

Terminologies- System, Surroundings-First law of thermodynamics-Internal energy and enthalpy of system-Second law of Thermodynamics-entropy of a system-entropy change for an ideal gas- entropy change accompanying change of phase-Gibbs Helmholtz equation-Clausius -clapeyron equation-applications-Chemical potential; Gibbs-Duhem equation - variation of chemical potential with temperature and pressure.

UNIT-4 PHASE EQUILIBRIA 9

Gibbs phase rule-definition of terms involved- Thermal analysis-application of phase rule to one Component system-water system - Sulphur system. Reduced Phase rule-application of phase rule to two Component system- lead-silver system- KI-water system and Ferric Chloride water system.

UNIT-5 WATER TECHNOLOGY 9

Physical, Chemical & Biological characteristics -Hardness of water - estimation of hardness (EDTA method) - Dissolved oxygen -determination and significances, Alkalinity - determination and significances - disadvantages of using hard water in boilers- Internal conditioning - phosphate, calgon and carbonate conditioning methods - External treatment: Zeolite, ion exchange methods - desalination - reverse osmosis and electrodialysis - domestic water treatment.

TOTAL:45 Hours



**Chairman
Board of Studies**

**Faculty of Aeronautical Engineering
ADHIYAMAAN COLLEGE OF ENGINEERING (Autonomous)
Hosur - 635 109, Tamil Nadu.**

COURSE OUTCOMES:

At the end of the course, the student will be able to

- Understanding the concepts of electrochemistry and Energy storage devices
- Understanding the chemistry of Corrosion
- Applying the basic concepts of thermodynamics for engineering stream
- Understanding the basic concepts of phase equilibrium
- Developing the knowledge of chemistry behind water technology

TEXT BOOKS:

1. P.C. Jain and Monika Jain, Engineering Chemistry, 16th Edition (2013), Dhanpat Rai and Sons, New Delhi
2. N. Krishnamurthy, P. Vallinayagam and D. Madhavan, Engineering Chemistry, 3rd Edition (2011). PHI Learning PVT., LTD, New Delhi.
3. K. Sivakumar, Engineering Chemistry, (2015), Sahana Publishers, Coimbatore.

REFERENCE BOOKS:

1. S. S. Dara, A Textbook of Engineering Chemistry, S. Chand & Co., Ltd. 1st Edition (2010), New Delhi.
2. B. K. Sharma, Engineering Chemistry, 3rd edition (2014) Krishna Prakashan Media (P) Ltd., Meerut.
3. Arun Bhal, B.S. Bhal, G. D. Tuli, Essentials of Physical Chemistry, 2015, S. Chand & Co., Ltd. New Delhi.
4. P. W. Atkins & Julio de Paula, Atkins' Physical Chemistry, Oxford University Press York, 7th Edn, 2013.
5. Shashi Chawla, A Text Book of Engineering Chemistry, 3rd Edition, Dhanpat Rai & New Delhi, 2012.
6. S. Vairam, P. Kalyani & Suba Ramesh, Engineering Chemistry, 1st Edn, John Wiley & Sons, India, 2011.
7. Lee J.D., Concise Inorganic Chemistry, 7th Edn, Blackwell Science Publications Oxford, London, 2008.

Course Outcome		P O 1	P O 2	P O 3	P O 4	P O 5	P O 6	P O 7	P O 8	P O 9	P O 10	P O 11	P O 12	P S O 1	P S O 2	P S O 3
Co1	Understanding the concepts of electrochemistry and Energy storage devices	3			2	2					1			3	2	3
Co2	Understanding the chemistry of Corrosion	3				2								3	2	3
Co3	Applying the basic concepts of thermodynamics for engineering stream	3	1											3	2	3
Co4	Understanding the basic concepts of phase equilibrium	3		1	1									3	2	3
Co5	Developing the knowledge of chemistry behind water technology	3				2					2			3	2	3


Chairman
Board of Studies
Faculty of Aeronautical Engineering
ADHIYAMAAN COLLEGE OF ENGINEERING (Autonomous)
 Hosur - 635 109, Tamil Nadu.

Course Code	Course Title	Hours/Week			Credits	Maximum Marks		
		L	T	P	C	CA	EA	Total
115EGT05	ENGINEERING GRAPHICS	2	0	4	4	50	50	100

OBJECTIVES:

1. To understand the graphical skills for drawing the object and concepts of drawing different engineering curves.
2. To draw the orthographic projections of points, lines and planes
3. To draw the orthographic projections simple solids using change of position methods
4. To draw section and development of lateral surfaces of simple objects.
5. To draw isometric and perspective projections of simple objects.

Concepts and conventions (Not for Examination)

03

Importance of graphics in engineering applications – Use of drafting instruments – BIS conventions and specifications – Size, layout and folding of drawing sheets – Lettering and dimensioning.

UNIT I PLANE CURVES AND FREE HAND SKETCHING

15

Curves used in engineering practices:

Conics – Construction of ellipse, Parabola and hyperbola by Eccentricity method – Construction of cycloid – Construction of involutes of square and circle – Drawing of tangents and normal to the above curves.

Free hand sketching:

Representation of Three Dimensional objects – General principles of orthographic projection – Need for importance of multiple views and their placement – First angle projection – layout views – Developing visualization skills through free hand sketching of multiple views from pictorial views of objects.

UNIT II PROJECTION OF POINTS, LINES AND PLANE SURFACES

15

Projection of points and straight lines located in the first quadrant – Determination of true lengths and true inclinations – Projection of polygonal surface and circular lamina inclined to both reference planes.

UNIT III PROJECTION OF SOLIDS

15

Projection of simple solids like prisms, pyramids, cylinders and cones when the axis is inclined to one reference plane by change of position method.

UNIT IV SECTION OF SOLIDS AND DEVELOPMENT OF SURFACES

15

Sectioning of simple solids like prisms, pyramids, cylinders and cones in simple vertical position by cutting planes inclined to one reference plane and perpendicular to the other – Obtaining true shape of section.

Development of lateral surfaces of simple and truncated solids – Prisms, pyramids, cylinders and cones – Development of lateral surfaces of solids with cylindrical cutouts, perpendicular to the axis.

UNIT V ISOMETRIC AND PERSPECTIVE PROJECTIONS

12

Principles of isometric projection – isometric scale – isometric projections of simple solids, truncated prisms, pyramids, cylinders and cones.

Perspective projection of prisms, pyramids and cylinders by visual ray method.

TOTAL: 75 Hours



Chairman
Board of Studies

Faculty of Aeronautical Engineering
ADHIYAMAAN COLLEGE OF ENGINEERING (Autonomous)
Hosur - 635 109, Tamil Nadu.

COURSE OUTCOMES:

The student will be able to

- Perform free hand sketching of basic geometrical constructions and multiple views of objects.
- Draw orthographic projection of lines and plane surfaces.
- Draw projection of solids of simple solids.
- Draw section of solids and development of lateral surfaces.
- Prepare isometric and perspective sections of simple solids.

TEXT BOOKS:

1. Ranganath G, Channankaiah and Halesh Koti, "Engineering Graphics", Second Edition, Sahana Publishers, 2015.
2. Bhatt. N.D., "Engineering Drawing", Charotar Publishing House, 50th Edition, 2010.

REFERENCE BOOKS:

1. Gopalakrishnana. K. R, "Engineering Drawing" (Vol. I & II), Subhas Publications, 2010.
2. Dhananjay A.Jolhe, "Engineering Drawing with an introduction to AutoCAD" Tata McGraw Hill Publishing Company Limited, 2008.
3. Basant Agarwal and C.M.Agarwal, "Engineering Drawing", Tata McGraw Hill, 2008.
4. M.B.Shaw and B.C.Rana, "Engineering Drawing", Pearson Education India, 2007.
5. Natrajan K. V, "A Text book of Engineering Graphics", Dhanalakshmi Publishers, Chennai, 2006.

Course Outcome		P O 1	P O 2	P O 3	P O 4	P O 5	P O 6	P O 7	P O 8	P O 9	P O 10	P O 11	P O 12	P S O 1	P S O 2	P S O 3
Co1	Perform free hand sketching of basic geometrical constructions and multiple views of objects.		2		1								1	1		1
Co2	Draw orthographic projection of lines and plane surfaces.	2	1		1								1		2	
Co3	Draw projection of solids of simple solids.	2	2		2								1		3	
Co4	Draw section of solids and development of lateral surfaces.		1		2								2			2
Co5	Prepare isometric and perspective sections of simple solids.	1	1	1							2					1


Chairman
Board of Studies
Faculty of Aeronautical Engineering
ADHIYAMAAN COLLEGE OF ENGINEERING (Autonomous)
Hosur - 635 109, Tamil Nadu.

Course Code	Course Title	Hours/Week			Credits	Maximum Marks		
		L	T	P	C	CA	EA	Total
115ESE02	FUNDAMENTALS OF COMPUTING & C PROGRAMMING	3	0	0	3	50	50	100

OBJECTIVES:

1. To understand the basics of computer and problem solving methods.
2. To familiarize the structured programming & fundamentals.
3. To learn the various features of C programming language.

UNIT-1 INTRODUCTION

9

Introduction - Characteristics of Computers - Basic Computer organization- Number System - Computer Software - Types - Problem Solving Techniques - Program Control Structures-Programming Paradigms - Characteristics of Good Program - programming Language - Compiler, Interpreter, Linker, Loader - Internet Basics.

UNIT-2 C LANGUAGE BASICS

9

Introduction to C Programming - Fundamentals - Structure of a C Program - Compilation and Linking Processes - Constants, Variables - Data Types - Expressions Using Operators In C - Managing Input and Output Operations - Decision Making and Branching - Looping Statements - Solving Simple Scientific and Statistical Problems.

UNIT-3 ARRAYS AND STRINGS

9

Arrays - Initialization - Declaration - One Dimensional and Two Dimensional Arrays - Strings-String Operations - String Arrays. Simple Programs - Sorting- Searching - Matrix Operations-Preprocessor Directives.

UNIT-4 FUNCTIONS, STORAGE CLASSES AND POINTERS

9

Functions: Definition of function - Declaration of function - Pass by value - Pass by reference - Recursion.

Storage classes - auto, static, extern, register- scope rules.

Pointers: Definition - Initialization - Pointers arithmetic - Pointers and arrays - Dynamic memory allocation - Example Problems.

UNIT-5 STRUCTURES, UNIONS AND FILES

9

Structures and Unions: Introduction - Need for structure data type - Structure definition - Structure declaration - Structure within a structure - Union - Programs using Structures and Unions.

Files: Introduction - Using files in C - Working with text files.

TOTAL:45 Hours



Chairman
Board of Studies

Faculty of Aeronautical Engineering
ADHIYAMAAN COLLEGE OF ENGINEERING (Autonomous)
Hosur - 635 109, Tamil Nadu.

COURSE OUTCOMES:

At the end of the course, the student will be able to

- Acquire knowledge in computer problem solving techniques.
- Formulate algorithm for simple problems.
- Implement the programs in C using arrays and strings.
- Develop programs using functions, storage classes and pointers.
- Develop programs using structures, union and files

TEXT BOOKS:

1. Ashok.N.Kamthane- “Computer Programming” , Pearson Education, Second edition (India), 2012.
2. E.Balagurusamy- “Computing fundamentals and C Programming”, Tata McGraw- Hill Publishing Company Limited, 2008.

REFERENCE BOOKS:

1. Pradip Dey, Manas Ghoush, -“Programming in C”, Oxford University Press, 2012.
2. Byron Gottfried, - “Programming with C”, 2nd Edition, (Indian Adapted Edition), T Publications, 2010.
3. Stephen G.Kochan, - “Programming in C”, 4th Edition, Pearson Education India, 2015
4. Brian W.Kernighan and Dennis M.Ritchie, -”The C Programming Language”, Pearson Education Inc., 2005.
5. Behrouz A.Forouzan and Richard.F.Gilberg, - “Computer Science A Structured Programming Approach using C” 3rd Edition, Cengage Publications, 2013.

Course Outcome		P O 1	P O 2	P O 3	P O 4	P O 5	P O 6	P O 7	P O 8	P O 9	P O 10	P O 11	P O 12	P S O 1	P S O 2	P S O 3
Co1	Acquire knowledge in computer problem solving techniques.	3	1	2	2									3		1
Co2	Formulate algorithm for simple problems.	1		1			2							3		1
Co3	Implement the programs in C using arrays and strings.	3	1		2									3		1
Co4	Develop programs using functions, storage classes and pointers.	2	1	2										3		
Co5	Develop programs using structures, union and files	2	1	2										3		1


Chairman
Board of Studies
Faculty of Aeronautical Engineering
ADHIYAMAAN COLLEGE OF ENGINEERING (Autonomous)
 Hosur - 635 109, Tamil Nadu.

Course Code	Course Title	Hours/Week			Credits	Maximum Marks		
		L	T	P		C	CA	EA
115CYP07	ENGINEERING CHEMISTRY LAB	0	0	4	2	50	50	100

OBJECTIVE:

1. Students will be conversant with the estimation of various compounds using volumetric and instrumental analysis.

LIST OF EXPERIMENTS

1. Estimation of Total hardness by EDTA
2. Determination of percentage of calcium in Lime Stone by EDTA
3. Estimation of chloride in water sample
4. Estimation of alkalinity of Water sample
5. Determination of DO in Water (Winkler's Method)
6. Determination of Rate of Corrosion of the given steel specimen by weight loss method (Without inhibitor)
7. Determination of Rate of Corrosion of the given steel specimen by weight loss method (With inhibitor)
8. Conduct metric titration (Simple acid base)
9. Conduct metric titration (Mixture of weak and strong acids)
10. Conduct metric titration using BaCl_2 vs Na_2SO_4
11. Potentiometric Titration (Fe^{2+} / KMnO_4 or $\text{K}_2\text{Cr}_2\text{O}_7$)
12. PH titration (acid & base)
13. Determination of water of crystallization of a crystalline salt -Copper sulphate
14. Preparation of Bio-Diesel by Trans etherification method.

A minimum of TEN experiments shall be offered.

TOTAL:45 Hours

COURSE OUTCOMES:

- Carry out the volumetric experiments and improve the analytical skills.
- Understand the maintenance and usage of analytical instruments and thereby develop their skills in the field of engineering.
- Understand the principle and handling of electrochemical instruments and Spectrophotometer.
- Apply their knowledge for protection of different metals from corrosion by using different inhibitors

REFERENCE BOOKS:

1. Arthur I. Vogel's, "Quantitative Inorganic Analysis including Elementary Instrumental Analysis", ELBS, Group, 7th Edition, 2000.
2. Dr. K .Sivakumar, "Engineering Chemistry lab manual", S.S publishers, 2016.


Chairman
Board of Studies
Faculty of Aeronautical Engineering
ADHIYAMAAN COLLEGE OF ENGINEERING (Autonomous)
 Hosur -535 109, Tamil Nadu.

Course Outcome		P O 1	P O 2	P O 3	P O 4	P O 5	P O 6	P O 7	P O 8	P O 9	P O 10	P O 11	P O 12	P S O 1	P S O 2	P S O 3
Co1	Carry out the volumetric experiments and improve the analytical skills.	3	3								2			3		1
Co2	Understand the maintenance and usage of analytical instruments and thereby develop their skills in the field of engineering.	3	3		2									3		1
Co3	Understand the principle and handling of electrochemical instruments and Spectrophotometer.	3	3		2	3		2			3			3		1
Co4	Apply their knowledge for protection of different metals from corrosion by using different inhibitors	3	3		3	2								3		1


Chairman
Board of Studies
Faculty of Aeronautical Engineering
ADHIYAMAAN COLLEGE OF ENGINEERING (Autonomous)
 Hosur - 535 109, Tamil Nadu.

Course Code	Course Title	Hours/Week			Credits	Maximum Marks		
		L	T	P		C	CA	EA
115HSP08	LANGUAGE LAB	0	0	4	2	50	50	100

OBJECTIVES:

1. To equip students of engineering and technology with effective speaking and listening skills in English.
2. To help them develop their soft skills and interpersonal skills, which will make the transition from college to workplace smoother and help them excel in their career.
3. To enhance the performance of the students at Placement Interviews, Group Discussions and other recruitment exercises.

Globalization has brought in numerous opportunities for the teeming millions, with more focus on the students' overall capability apart from academic competence. Many students, particularly those from non-English medium schools, find it difficult to enter corporate world due to their inadequacy of communication skills and soft skills, despite possessing sound knowledge in their subject area along with technical capability. Keeping this necessity of pre-employment coaching for career developments of the students in view, this course on Communication Skills Laboratory is designed to prepare the students to adapt themselves with ease to the industry environment, and make them rendering as prospective assets to industries. The course will equip the students with the necessary communication skills that would go a long way in helping them in their profession.

Lecture – Practice – PC based

1. Listening:

(3+3)

Listening - Barriers to listening – Types of listening – Fill in the blanks – Listening Comprehension – Note taking.

2. Reading:

(1+6)

Reading – Techniques – Skimming and Scanning – Note making Review (book – journal – essay – movie etc.,)

Newspaper Reading Cloze Reading

3. Speaking:

(5+15)

Practicing Short Dialogues – Speeches – Interpreting pictures – objects – cartoons – Telephone etiquette Tongue twisters

Presentation skills – Elements of effective presentation – Structure of presentation - Presentation tools – Voice Modulation – Audience analysis - Body language – Video samples

Group discussion – Structure of GD – Strategies in GD - Moderator – led and other GDs – Team work - Body Language - Mock GD -Video samples

Phonetics – Stress and intonation - Common Errors in Spoken English

4. Writing:

(2+4)

Jumbled words Jumbled Paragraph Preposition Concord Error Spotting Editing

Letter writing (Covering letter – Follow up letter - Letter of thanks giving - appreciation – gratitude)

E-mail Etiquettes

5. Soft Skills

(2+4)

Team building – strategies - stages- blocks of an assertive team Assertiveness, Articulateness Time management Stress management Psychometrics

TOTAL:45 Hours



Chairman

Board of Studies

Faculty of Aeronautical Engineering

ADHIYAMAAN COLLEGE OF ENGINEERING (Autonomous)

Hosur - 635 109, Tamil Nadu.

COURSE OUTCOMES:

At the end of the course, the student will be able to

1. Students will be able to understand, analyze and interpret the essentiality of grammar.
2. Students will be able to build vocabulary by means of communication via direct and indirect communication.
3. Students will be able to improve pronunciation skills.
4. Students will be able to understand various rules and means of written communication

TEXT BOOKS:

1. Anderson, P.V, Technical Communication, Thomson Wadsworth, 6th Edition, New Delhi, 2007.
2. Prakash, P, Verbal and Non-Verbal Reasoning, Macmillan India Ltd., 2nd Edition, New Delhi, 2004.

REFERENCE BOOKS:

1. Dhanavel S. P., English and Soft Skills, Orient BlackSwan Pvt. Ltd. Hyderabad, 2010.
2. Evans, D, Decision maker, Cambridge University Press, 1997.
3. John Seely, The Oxford Guide to Writing and Speaking, Oxford University Press, New Delhi, 2004.
4. Thorpe, E, and Thorpe, S, Objective English, Pearson Education, Second Edition, New Delhi, 2007.
5. Turton, N.D and Heaton, J.B, Dictionary of Common Errors, Addison Wesley Longman Ltd., Indian reprint 1998.

Lab Requirements:

1. Teacher console and systems for students.
2. English Language Lab Software.
3. Career Lab Software.

Course Outcome		P O 1	P O 2	P O 3	P O 4	P O 5	P O 6	P O 7	P O 8	P O 9	P O 10	P O 11	P O 12	P S O 1	P S O 2	P S O 3
Co1	Students will be able to understand, analyze and interpret the essentiality of grammar.	1		2	2	1			1	1		1	1	1		2
Co2	Students will be able to build vocabulary by means of communication via direct and indirect communication.	2	3	2	2	1				1		1	1	1		2
Co3	Students will be able to improve pronunciation skills.	1		1	2	1		1		1		1	1	1		2
Co4	Students will be able to understand various rules and means of written communication	1		1	2	1				1		1	1	1		2



Chairman
Board of Studies
Faculty of Aeronautical Engineering
ADHIYAMAAN COLLEGE OF ENGINEERING (Autonomous)
Hosur - 635 109, Tamil Nadu.

Course Code	Course Title	Hours/Week			Credits	Maximum Marks		
		L	T	P		C	CA	EA
215ENT01	TECHNICAL ENGLISH - II	3	0	0	3	50	50	100

OBJECTIVES:

1. To facilitate students amplify suitable language skills for academic and professional purposes
2. To inculcate and develop strategies to understand and to increase students' efficiency in their academic and general reading
3. To strengthen students' vocabulary power
4. To familiarize students with different functions of technical and scientific English
5. To coach the students in augmenting the technical writing skills for writing letters and reports in formal and business contexts
6. To strengthen students' creative skill

UNIT – I: BASICS OF TECHNICAL COMMUNICATION

9

Technical Communication – features - Distinction between General and Technical communication - Language as a tool of communication - Levels of communication: Interpersonal, Organizational, Mass communication - The flow of Communication: Downward, Upward, Horizontal, Diagonal - Importance of technical communication - Barriers to Communication

UNIT – II: CONSTITUENTS OF TECHNICAL WRITTEN COMMUNICATION

9

Word formation - Synonyms and Antonyms – Acronyms – Homonyms - Word Power - Select vocabulary of about 500- 1000 New words – Odd man Out – Jumbled Words and Sentences-Creative and Critical Thinking - Requisites of Sentence Construction - Paragraph Development Techniques and Methods - Inductive, Deductive, Spatial, Linear, Chronological etc; Essay Writing – Narrative – Argumentative - Reading and Interpretation.

UNIT – III: FORMS OF TECHNICAL COMMUNICATION

9

Business Letters: - Letter of Sales and Credit, Letter of Quotation, Order, Letter of Enquiry - Job application and Resumes - Reports: Types – Significance – Structure - Style & Writing of Reports – Agenda – Minutes of Meeting – Advertisement – Fliers – Brochures – Faxes – Internet Websites – Intranet Websites – Extranet Websites – Blog writing.

UNIT – IV: PRESENTATION STRATEGIES

9


Defining Purpose, Analyzing Audience & Locale - Organizing Contents - Modes of Delivery: Extemporaneous, Manuscript, Impromptu, Memorization - Kinesics – proxemics – Paralinguistics – Chronemics.

UNIT – V: VALUE-BASED TEXT READINGS

9

My vision of India 2020 AD by A P J Abdul Kalam
Of Truth by Francis Bacon
Of Innovations by Francis Bacon
Dream Children by Charles Lamb

TOTAL:45 PERIODS


Chairman
Board of Studies
Faculty of Aeronautical Engineering
ADHIYAMAAN COLLEGE OF ENGINEERING (Autonomous)
 Hosur - 635 109, Tamil Nadu.

COURSE OUTCOMES:

- The ability to strengthen technical writing and speaking
- The ability to be proactively read, listen, speak and present facts in a persuasive manner in both oral and written medium
- The ability to interact, translate and delegate information,
- The ability to face various levels of competitive examinations to upgrade educational and career options
- Write reports and winning job applications.

TEXT BOOKS:

1. Edwin Jeevaraj & Priya Philip, "Technical English", (with work book), Sahana Publications, Coimbatore, 2011.
2. Improve Your Writing ed. V.N. Arora and Laxmi Chandra, Oxford Univ. Press, New Delhi.
3. Technical Communication – Principles and Practices by Meenakshi Raman & Sangeeta Sham Oxford Univ. Press, 2007, New Delhi.

REFERENCE BOOKS:

1. Effective Technical Communication by Barun K. Mitra, Oxford Univ. Press, 2006, New Delhi.
2. Business Correspondence and Report Writing by Prof. R.C. Sharma & Krishna Mohan, Tata McGraw Hill & Co. Ltd., New Delhi.
3. How to Build Better Vocabulary by M.Rosen Blum, Bloomsbury Pub. London.
4. Word Power Made Easy by Norman Lewis, W.R.Goyal Pub. & Distributors; Delhi.
5. Developing Communication Skills by Krishna Mohan, Meera Banerji- Macmillan India Ltd. Delhi.
6. Manual of Practical Communication by L.U.B. Pandey & R.P. Singh; A.I.T.B.S. Publications India Ltd., Krishan Nagar, Delhi.

Course Outcome		P O 1	P O 2	P O 3	P O 4	P O 5	P O 6	P O 7	P O 8	P O 9	P O 10	P O 11	P O 12	P S O 1	P S O 2	P S O 3
Co1	The ability to strengthen technical writing and speaking				1					2	3	1		1		
Co2	The ability to be proactively read, listen, speak and present facts in a persuasive manner in both oral and written medium									1	3	1				
Co3	The ability to interact, translate and delegate information.									1	1	1				
Co4	The ability to face various levels of competitive examinations to upgrade educational and career options									1	3					1
Co5	Write reports and winning job applications.			3					2				1			


Chairman
Board of Studies
Faculty of Aeronautical Engineering
ADHIYAMAAN COLLEGE OF ENGINEERING (Autonomous)
 Hosur - 635 109, Tamil Nadu.

Course Code	Course Title	Hours/Week			Credits	Maximum Marks		
		L	T	P		C	CA	EA
215MAT02	ENGINEERING MATHEMATICS-II	3	1	0	4	50	50	100

OBJECTIVES:

1. To understand double and triple integration concepts and apply to study vector calculus comprising of surface and volume integrals along with the classical theorems involving them.
2. To learn analytic functions and their properties and also conformal mappings with few standard examples that have direct applications.
3. To grasp the basics of complex integration and application to contour integration which is important for evaluation of certain integrals encountered in engineering problems.
4. To introduce the concept of improper integrals through Beta and Gamma functions.

UNIT-I MULTIPLE INTEGRALS

12

Double integration – Cartesian and polar co-ordinates – Change of order of integration – Change of variables between Cartesian and polar coordinates – Triple integration in Cartesian co-ordinates – Area as double integral – Volume as triple integral.

UNIT-II VECTOR CALCULUS

12

Gradient Divergence and Curl – Directional derivative – Irrotational and solenoidal, vector fields – Vector integration – Green's theorem in a plane, Gauss divergence theorem and Stokes' theorem (Statement and applications only) – Simple applications involving cubes and rectangular parallelepipeds.

UNIT-III ANALYTIC FUNCTIONS

12

Functions of a complex variable – Analytic functions – Necessary conditions, Cauchy– Riemann equation and Sufficient conditions (Statement and applications only) – Harmonic and orthogonal properties of analytic function (Statement and applications only) – Harmonic conjugate – Construction of analytic functions – Conformal mapping : $w= z+c$, cz , $1/z$, and bilinear transformation.

UNIT-IV COMPLEX INTEGRATION

12

Complex integration – Statement and applications of Cauchy's integral theorem and Cauchy's integral formula – Taylor and Laurent expansions – Singular points – Residues – Residue theorem – Application of residue theorem to evaluate real integrals – Unit circle and semi-circular contour(excluding poles on boundaries).

UNIT-V IMPROPER INTEGRALS

12

Improper integrals of the first and second kind and their convergence – Evaluation of integrals involving a parameter by Leibnitz rule – Beta and Gamma functions – Properties – Evaluation of integrals using Beta and Gamma functions.

TOTAL:45 PERIODS



Chairman
Board of Studies
Faculty of Aeronautical Engineering
ADHIYAMAAN COLLEGE OF ENGINEERING (Autonomous)
Hosur - 635 109, Tamil Nadu.

COURSE OUTCOMES:

- Determining the area and volume in 2-dimension and 3-dimension respectively using multiple integrals and also extending the concept to vector fields.
- Learning the basic concepts of analytic functions and transformations of complex functions.
- Mastering the integration in complex domain.
- Understanding the use of improper integrals applications in the core subject.
- Evaluate the integrals using complex integration.

TEXT BOOKS:

1. T.Veerarajan, "Engineering Mathematics I and II", Tata McGraw-Hill Publishing Company, New Delhi, (2014).
2. Grewal. B.S, "Higher Engineering Mathematics", 40th Edition, Khanna Publications, Delhi, (2012).

REFERENCE BOOKS:

1. V.Prameelakaladharan and G.Balaji, "Engineering Mathematics-II", 1st Edition, Amrutha marketing, Chennai. (2014).
2. P.Kandasamy, K.Thilagavathy, K.Gunavathy, "Engineering Mathematics for first year", S.Chand & Company Ltd., 9th Edition, New Delhi, (2013).
3. Erwin Kreyszig, "Advanced Engineering Mathematics", seventh edition, Wiley India, (2012).

Course Outcome		P O 1	P O 2	P O 3	P O 4	P O 5	P O 6	P O 7	P O 8	P O 9	P O 10	P O 11	P O 12	P S O 1	P S O 2	P S O 3
Co1	Determining the area and volume in 2-dimension and 3-dimension respectively using multiple integrals and also extending the concept to vector fields.	3	2											3	3	2
Co2	Learning the basic concepts of analytic functions and transformations of complex functions.	3	3											3	3	3
Co3	Mastering the integration in complex domain.	3	3											3	3	3
Co4	Understanding the use of improper integrals applications in the core subject.	3	2											3	3	2
Co5	Evaluate the integrals using complex integration.	3	3											3	3	3



Chairman
Board of Studies
Faculty of Aeronautical Engineering
ADHIYAMAAN COLLEGE OF ENGINEERING (Autonomous)
 Hosur - 635 109, Tamil Nadu.

Course Code	Course Title	Hours/Week			Credits	Maximum Marks		
		L	T	P	C	CA	EA	Total
215PHT03	APPLIED PHYSICS	3	0	0	3	50	50	100

OBJECTIVES:

1. To enable students to understand the structure of solids and properties.
2. To understand the concept of classical theory and quantum theory.
3. To get the better knowledge of semiconductor materials.
4. Properties of magnetic materials and superconductors.
5. Recent development in new engineering materials.

UNIT I CRYSTAL PHYSICS

9

Lattice – Unit cell – Bravais lattice – Lattice planes – Miller indices – d spacing in cubic lattice – Calculation of number of atoms per unit cell – Atomic radius – Coordination number – Packing factor for SC, BCC, FCC, HCP and diamond structure – NaCl, ZnS structures (qualitative).

UNIT II CONDUCTING MATERIALS

9

Conductors – classical free electron theory of metals – Electrical and thermal conductivity – Wiedemann – Franz law – Lorentz number – Draw backs of classical theory – Quantum theory – Fermi distribution function – Effect of temperature on Fermi Function – Density of energy states – carrier concentration in metals .

UNIT III SEMICONDUCTING MATERIALS

9

Intrinsic semiconductor – Carrier concentration derivation – Fermi level – Variation of Fermi level with temperature – Electrical conductivity – Band gap determination – Extrinsic semiconductors – Carrier concentration derivation in n-type and p-type semiconductor – Variation of Fermi level with temperature and impurity concentration – Electrical conductivity of extrinsic semiconductors.

UNIT IV DIELECTRIC MATERIALS AND NANO MATERIALS

9

Electrical susceptibility – Dielectric constant – Electronic, ionic, orientational and space charge polarization – Frequency and temperature dependence of polarization – internal field – Claussius – Mosotti relation (derivation).

Nano materials: Synthesis – Plasma arcing – Chemical vapour deposition, Electro deposition – Ball milling – Properties of nanoparticles and applications.

UNIT V NUCLEAR AND THERMAL PHYSICS

9

Nuclear fission-Nuclear fusion-Stellar energy-conditions to be satisfied for sustained nuclear reactions-nuclear reactors-classification-general features-efficiency-coolants moderations thermal reactors.

Heat conduction-Expression for thermal conductivity- Amount of heat flow through a plane wall in one direction- Heat conduction through a compound media of two layers-Determine thermal conductivity-Lee's disc method for bad conductors

TOTAL:45 PERIODS



**Chairman
Board of Studies**

**Faculty of Aeronautical Engineering
ADHIYAMAAN COLLEGE OF ENGINEERING (Autonomous)
Hosur - 635 109, Tamil Nadu.**

COURSE OUTCOMES:

At the end of the course, the students will able to

- Have the necessary understanding on the functioning of crystalline in solids of materials
- Gain knowledge on classical and quantum electron theories, and energy band structures.
- Acquire knowledge on basics of semiconductor physics and its applications in various devices.
- Get knowledge on dielectric and nano materials and their applications.
- Understand the basics of modern engineering materials.

TEXT BOOKS:

1. Jayaprakash R.N, 'Engineering Physics - II', Dhanam Publications, Chennai, (2007)
2. Jayakumar, S. 'Materials science', R.K. Publishers, Coimbatore, (2008).

REFERENCE BOOKS:

1. Rajendran, V, and Marikani A, 'Materials science' TMH publications, (2004) New delhi.
2. Palanisamy P.K, 'Materials science', Scitech publications (India) Pvt. LTd., Chennai.
3. M.Arumugam, 'Materials Science' Anuradha publications, Kumbakonam, (2006).
4. Charles Kittel, 'Introduction to Solid State Physics', John Wiley & sons, 7th edition, Singapore (2007)
5. Charles P. Poole and Frank J. Ownen, 'Introduction to Nanotechnology', Wiley India (2007).

Course Outcome		P O 1	P O 2	P O 3	P O 4	P O 5	P O 6	P O 7	P O 8	P O 9	P O 10	P O 11	P O 12	P S O 1	P S O 2	P S O 3
Co1	Have the necessary understanding on the functioning of crystalline in solids of materials	3	3	2	1									2		1
Co2	Gain knowledge on classical and quantum electron theories, and energy band structures.	3	3	1	1									3		1
Co3	Acquire knowledge on basics of semiconductor physics and its applications in various devices.	3	3	1	1									3		1
Co4	Get knowledge on dielectric and nano materials and their applications.	3	3	1	1									3		1
Co5	Understand the basics of modern engineering materials.	3	2	1	1									3		1



Chairman
Board of Studies
Faculty of Aeronautical Engineering
ADHIYAMAAN COLLEGE OF ENGINEERING (Autonomous)
 Hosur - 635 109, Tamil Nadu.

Course Code	Course Title	Hours/Week			Credits	Maximum Marks		
		L	T	P	C	CA	EA	Total
215CYT04	APPLIED CHEMISTRY	3	0	0	3	50	50	100

OBJECTIVES:

1. To make the students conversant with basics of polymer chemistry.
2. To acquaint the student with concepts of important photo physical and photochemical processes and spectroscopy.
3. To develop an understanding of the basic concepts of engineering materials and its applications.
4. To acquaint the students with the basics of fuels, and chemistry behind combustion process.
5. To make the student acquire sound knowledge of adsorption and its industrial application

UNIT I POLYMER CHEMISTRY

9

Introduction: Classification of polymers – Natural and synthetic; Functionality – Degree of polymerization. Types and mechanism of polymerization: Addition (Free Radical, cationic and anionic); condensation and copolymerization. Plastics-Thermoplastics and Thermosetting. Preparation, properties and uses of Nylon 6,6, Terylene, polyurethane, BuNa-S, BuNa-N and Epoxy resin. Rubber – Vulcanization of rubber.

UNIT II PHOTOCHEMISTRY AND SPECTROSCOPY

9

Photochemistry: Laws of photochemistry - Grotthuss–Draper law, Stark–Einstein law and Lambert-Beer Law. Quantum efficiency –Photophysical process-Fluorescence, Phosphorescence, Chemiluminescence and Photo-sensitization. Spectroscopy: Electromagnetic spectrum - Absorption of radiation – Electronic, Vibrational and rotational transitions. UV-visible and IR spectroscopy – principles, instrumentation –applications (any 2).

UNIT III ENGINEERING MATERIALS

9

Refractories: definition, characteristics, classification, properties – refractoriness, RUL, dimensional stability, thermal spalling, porosity; **Manufacture of alumina, magnesite and Zirconia**. Lubricants: Functions of lubricant – **Types of Lubricants –solid lubricants-use of water as a lubricant-plastic lubricant-gaseous lubricants. Mechanism of lubrication- Fluid or Hydrodynamic Lubrication, Thin film or Boundary lubrication & Extreme pressure lubrication. Properties of lubricants – Viscosity -Viscosity Index -Flash and Fire point** – Cloud and Pour point – Oiliness - Aniline point-Neutralization number-Mechanical stability.

UNIT IV FUELS AND COMBUSTION

9

Fuel: Introduction- classification of fuels- calorific value- higher and lower calorific values- coal-analysis of coal (proximate and ultimate)- carbonization- manufacture of metallurgical coke (Otto Hoffmann method) – petroleum – Fractional distillation - manufacture of synthetic petrol (Bergius process)- knocking- octane number - diesel oil- cetane number - natural gas- compressed natural gas(CNG)- liquefied petroleum gases(LPG). Combustion of fuels – (simple problems) flue gas analysis (ORSAT Method).

UNIT V SURFACE CHEMISTRY AND CATALYSIS

9

Adsorption-Types of adsorption-adsorption of gases on solids- adsorption from solutions. Types of isotherms – Freundlich adsorption isotherm, Langmuir adsorption isotherm. Industrial applications of adsorption. Catalysis: Characteristics and types of catalysts-homogeneous and heterogeneous, auto


Chairman
Board of Studies
Faculty of Aeronautical Engineering
ADHIYAMAAN COLLEGE OF ENGINEERING (Autonomous)
 Hosur - 635 109, Tamil Nadu.

catalysis. Enzyme catalysis -factors affecting enzyme catalysis, Michaelis-Menton equation. Industrial applications of catalysts.

TOTAL:45 PERIODS

COURSE OUTCOME:

The students will be able

- To make the conversant with basics of polymer chemistry.
- To acquaint with concepts of important photo physical and photochemical processes and spectroscopy.
- To develop an understanding of the basic concepts of engineering materials and its applications.
- To acquaint with the basics of fuels, and chemistry behind combustion process.
- To acquire sound knowledge of adsorption and its industrial application

TEXT BOOKS:


1. P.C. Jain and Monika Jain, Engineering Chemistry, Dhanpat Rai and Sons, New Delhi 2004, 16th Edition.
2. N. Krishnamurthy, P. Vallinayagam and D. Madhavan, Engineering Chemistry, 2nd Edition. PHI Learning PVT., LTD, New Delhi, 2008. 3rd Edition.
3. K. Sivakumar, Applied Chemistry, Sahana Publishers, Coimbatore 2016, 1st Edition.

REFERENCE BOOKS:

1. S. S. Dara, A Textbook of Engineering Chemistry, S. Chand & Co., Ltd. New Delhi. 2008. Reprint edition.
2. B. K. Sharma, Engineering Chemistry, 3rd edition Krishna Prakashan Media (P)Ltd., Meerut, 2001.
3. ArunBhal, B.S. Bhal, G. D. Tuli, Essentials of Physical Chemistry, S. Chand & Co., Ltd. New Delhi. 26th Edition.
4. P. W. Atkins & Julio de Paula, Atkins' Physical Chemistry, Oxford University Press York, 7thEdn, 2002.
5. ShashiChawla, A Text Book of Engineering Chemistry, 3rd Edition, Dhanpat Rai & New Delhi, 2007.
6. S. Vairam, P. Kalyani & Suba Ramesh, Engineering Chemistry, 1stEdn, John Wiley & Sons, India, 2011.
7. Lee J.D., Concise Inorganic Chemistry, 7th Edn, Blackwel Science Publications Oxford, London, 2004.


Chairman
Board of Studies
Faculty of Aeronautical Engineering
ADHIYAMAAN COLLEGE OF ENGINEERING (Autonomous)
Hosur - 635 109, Tamil Nadu.

Course Outcome		P O 1	P O 2	P O 3	P O 4	P O 5	P O 6	P O 7	P O 8	P O 9	P O 10	P O 11	P O 12	P S O 1	P S O 2	P S O 3
C01	To make the conversant with basics of polymer chemistry.	3			2	2		3			1			3	2	
C02	To acquaint with concepts of important photo physical and photochemical processes and spectroscopy.	3				2		3						3	2	
C03	To develop an understanding of the basic concepts of engineering materials and its applications.	3	1					3						3	2	
C04	To acquaint with the basics of fuels, and chemistry behind combustion process.	3		1	1			3						3	2	
C05	To acquire sound knowledge of adsorption and its industrial application	3				2		3			2			3	2	


Chairman
Board of Studies
Faculty of Aeronautical Engineering
ADHIYAMAAN COLLEGE OF ENGINEERING (Autonomous)
Hosur - 635 109, Tamil Nadu.

Course Code	Course Title	Hours/Week			Credits	Maximum Marks		
		L	T	P		C	CA	EA
215EMT05	ENGINEERING MECHANICS	3	1	0	4	50	50	100

OBJECTIVES:

1. To understand the resolution and composition of forces and concepts of static equilibrium of particle in space.
2. To understand the concepts of equilibrium of rigid bodies in two and three dimensions.
3. To determine the centroid and moment of inertia of different 2D plane figures.
4. To gain knowledge about the dynamic behavior of particle.
5. To enable the students to comprehend the effect of friction on equilibrium.

PRE-REQUISITES: Knowledge of Engineering Physics I and II are required.

UNIT I BASICS & STATICS OF PARTICLES

12

Introduction-Units and Dimensions-Laws of mechanics - Lamé's theorem, Parallelogram and Triangular law of forces, Polygon force, Resolution and Composition of forces, Equilibrium of a particle-Forces in space - Equilibrium of a particle in space-Equivalent systems of forces-Principle of transmissibility-Single equivalent force.

UNIT II EQUILIBRIUM OF RIGID BODIES

12

Free body diagram-Types of supports and their reactions-Requirements of stable equilibrium-Moments and Couples, Moment of a force about a point and about an axis-Vectorial representation of couples, Varignon's theorem-Equilibrium of Rigid bodies in two dimensions- Equilibrium of Rigid bodies in three dimensions – Examples.

UNIT III PROPERTIES OF SURFACES AND SOLIDS

12

Determination of Areas and Volumes-First moment of area and the centroid of sections - rectangle, circle, triangle from integration - T section, I section, angle section, hollow section by using standard formula, Second and product moments of plane area - Rectangle, triangle, circle from integration-T section, I section, angle section, hollow section by using standard formula, Parallel axis theorem and perpendicular axis theorem.

UNIT IV DYNAMICS OF PARTICLES

12

Displacements, Velocity and acceleration, their relationship, Relative motion- Rectilinear motion- Curvilinear motion, Newton's law-Work Energy Equation of particles-Impulse and Momentum-Impact of elastic bodies.

UNIT V FRICTION

12

Frictional force – Laws of Coulomb friction - Simple contact friction - Rolling resistance - Belt friction - Ladder friction - wedge friction

TOTAL:60 PERIODS


Chairman

Board of Studies

Faculty of Aeronautical Engineering
ADHIYAMAAN COLLEGE OF ENGINEERING (Autonomous)
Hosur - 635 109, Tamil Nadu.

COURSE OUTCOMES:

The students will have an

- Ability to resolve the forces into single equivalent forces at equilibrium conditions.
- Ability to draw the free body diagram of a body and to find the moment – couple of rigid bodies.
- Ability to calculate the centroid and Moment of inertia for different 2-D plane figures.
- Ability to solve rigid body subjected to dynamic forces.
- Ability to analyze the body under frictional forces.

TEXT BOOKS:

1. Beer, F.P and Johnson Jr. E.R. "Vector Mechanics for Engineers", Vol. 1 Statics and Vol.2 Dynamics, McGraw-Hill International, 8th Edition, 2009.
2. Ferdinand P. Beer, E. Russell Johnston Jr., Phillip J. Cornwell "Vector Mechanics for Engineers: Dynamics", 9th Edition, 2006.

REFERENCE BOOKS:

1. Hibbeler, R.C., "Engineering Mechanics", Vol. 1 Statics, Vol. 2 Dynamics, Pearson Education Asia Pvt. Ltd., 2010.
2. Rajasekaran, S, Sankarasubramanian, G., "Fundamentals of Engineering Mechanics", Vikas Publishing House Pvt. Ltd., 2009.
3. Irving H. Shames, "Engineering Mechanics - Statics and Dynamics", IV Edition - Pearson Education Asia Pvt. Ltd., 2003.
4. Ashok Gupta, "Interactive Engineering Mechanics - Statics - A Virtual Tutor (CDROM)", Pearson Education Asia Pvt., Ltd., 2002.
5. Palanichamy, M.S., Nagam, S., "Engineering Mechanics - Statics & Dynamics", Tata McGraw-Hill, 2001.

Course Outcome		P O 1	P O 2	P O 3	P O 4	P O 5	P O 6	P O 7	P O 8	P O 9	P O 10	P O 11	P O 12	P S O 1	P S O 2	P S O 3
Co1	Ability to resolve the forces into single equivalent forces at equilibrium conditions.	2	3	1		1					1			3		1
Co2	Ability to draw the free body diagram of a body and to find the moment – couple of rigid bodies.	2	2	1		1					2			3		1
Co3	Ability to calculate the centroid and Moment of inertia for different 2-D plane figures.	2	2	1		1					1			3		1
Co4	Ability to solve rigid body subjected to dynamic forces.	3	3	1		1					1			3		1
Co5	Ability to analyze the body under frictional forces.	2	3	1		1					1			3		1



Chairman
Board of Studies
Faculty of Aeronautical Engineering
ADHIYAMAAN COLLEGE OF ENGINEERING (Autonomous)
 Hosur - 635 109, Tamil Nadu.

Course Code	Course Title	Hours/Week			Credits	Maximum Marks		
		L	T	P		C	CA	EA
215ESE01	BASIC CIVIL & MECHANICAL ENGINEERING	3	0	0	3	50	50	100

OBJECTIVES:

1. To gain the knowledge on civil engineering materials like geometrical related for surveying.
2. To know about civil works like masonry, roofing, flooring and plastering.
3. The student should familiar with foundry, welding and forging processes.
4. To gain the knowledge about various types of boilers and I.C engines.
5. To study about which are energy sources and refrigeration energy sources.

A – CIVIL ENGINEERING

UNIT I SURVEYING AND CIVIL ENGINEERING MATERIALS 09

Surveying: Objects – types – classification – principles – measurements of distances – angles – leveling – determination of areas – illustrative examples.

Civil Engineering Materials: Bricks – stones – sand – cement – concrete – steel sections.

UNIT II BUILDING COMPONENTS AND STRUCTURES 10

Foundations: Types, Bearing capacity – Requirement of good foundations.

Superstructure: Brick masonry – stone masonry – beams – columns – lintels – roofing – flooring – plastering – Mechanics – Internal and external forces – Stress – Strain – Elasticity – Types of Bridges and Dams – Basics of Interior Design and Landscaping.

B – MECHANICAL ENGINEERING

UNIT III FOUNDRY WELDING AND FORGING 10

Foundry: Introduction - Patterns – materials, types of pattern and pattern allowances - Molding sand – types and properties, Molding procedure. Welding: Definition and Classification – Gas welding – Oxy Acetylene welding – Types of flames, advantages and disadvantages of gas welding. Resistance welding – Classification – Spot welding and Seam welding. Soldering – Definition and Classification. Brazing – Definition and Classification. Forging: Types of Forging – Differences between Hot working and Cold working processes.

UNIT IV I.C ENGINES & BOILERS 08

Internal combustion engines – Working principle of Petrol and Diesel Engines – Four stroke and Two stroke cycles – Comparison of four stroke and two stroke engines – Boilers: Introduction of boilers, classification, Lancashire boiler, Babcock and Wilcox boiler, list of boiler mountings and accessories and applications (no sketches).

UNIT V SOURCE OF ENERGY & REFRIGERATION 08

Sources of energy: Introduction, conventional and non-conventional sources of energy, examples, solar energy, hydro power plant. Introduction to refrigeration and air-conditioning, COP, properties of refrigerants and types of refrigerants, working principle of vapour compression & vapour absorption refrigeration system – Layout of typical domestic refrigerator – Window and Split type room Air conditioner.



TOTAL:45 PERIODS



Chairman
Board of Studies
Faculty of Aeronautical Engineering
ADHIYAMAAN COLLEGE OF ENGINEERING (Autonomous)
 Hosur - 635 109, Tamil Nadu.

COURSE OUTCOMES:

The students will have an ability to

- Recognize and understand the classification in surveying.
- Know the various types of bridges and dams.
- Learn the manufacturing processes like foundry, welding and forging.
- Understand reasons for differences among operating characteristics of different engine.
- An ability to explain the components of Refrigeration and Air conditioning cycle.

TEXT BOOKS:

1. G.Ranganath and Channankaiah, "Basic Engineering Civil & Mechanical", S.S.Publishers, Hosur, reprint 2015.
2. Shanmugam G and Palanichamy M S, "Basic Civil and Mechanical Engineering", Tata McGraw Hill Publishing Co., New Delhi, 3rd Edition, 2012.

REFERENCE BOOKS:

1. Shanmugasundaram. S and Mysamy. K, "Basics of Civil and Mechanical Engineering", Cenage Learning India Pvt.Ltd, NewDelhi, 2012.
2. Khanna O.P, Foundry Technology, Dhanpat Rai Publishing Co. (P) Ltd, 2011.
3. Venugopal.K and PrabhuRaja.V, "Basic Mechanical Engineering", Anuradha Publishers, Kumbakonam, 2010.
4. Ramamrutham. S, "Basic Civil Engineering", Dhanpat Rai Publishing Co. (P) Ltd, 2009.
5. K.R.Gopalakrishna, "Elements of Mechanical Engineering", Subhas Publications, Bangalore, 2008.
6. K.Palani Kumar, "Basic Mechanical Engineering", ABS Publications, 10th Edition, 2007.
7. Shantha Kumar S R J, "Basic Mechanical Engineering", Hi-Tech Publications, Mayiladuthurai, 2001.

Course Outcome		P O 1	P O 2	P O 3	P O 4	P O 5	P O 6	P O 7	P O 8	P O 9	P O 10	P O 11	P O 12	P S O 1	P S O 2	P S O 3
Co1	Recognize and understand the classification in surveying.	3	3	3											2	
Co2	Know the various types of bridges and dams.	3	3	3							1			1		
Co3	Learn the manufacturing processes like foundry, welding and forging.	3	3	3	1				1			1				1
Co4	Understand reasons for differences among operating characteristics of different engine.	3	3	3											1	
Co5	An ability to explain the components of Refrigeration and Air conditioning cycle.	3	3	3												3


Chairman
Board of Studies
Faculty of Aeronautical Engineering
ADHIYAMAAN COLLEGE OF ENGINEERING (Autonomous)
Hosur - 635 109, Tamil Nadu.

Course Code	Course Title	Hours/Week			Credits	Maximum Marks		
		L	T	P	C	CA	EA	Total
215PHP07	ENGINEERING PHYSICS LABORATORY	0	0	4	2	50	50	100

OBJECTIVES:

1. To understand the practical concepts of Interference and diffraction.
2. To understand the concept of velocities of sound in different liquids.
3. To get better knowledge of modulus of elasticity.
4. To understand the concepts of thermal conductivity.
5. To understand the concepts of viscosities of liquid.

LIST OF EXPERIMENTS:


1. (a) Determination of laser parameters – Wavelength.
(b) Particle size determination using Diode Laser.
2. Determination of thickness of a thin wire-Air wedge method.
3. Determination of velocity of sound and compressibility of liquid- Ultrasonic interferometer.
4. Determination of wavelength of mercury spectrum-Spectrometer grating.
5. Determination of thermal conductivity of a bad conductor-Lee's disc method.
6. Determination of Young's modulus of the material –Non uniform bending.
7. Determination of viscosity of liquid – Poiseuille's method.
8. Spectrometer- Dispersive power of prism
9. Determination of Young's modulus of the material - Uniform bending.
10. Torsional pendulum- Determination of Rigidity modulus.

COURSE OUTCOMES:

At the end of the course, the student will be able to

- Understanding the moduli of elasticity by determining Young's modulus and Rigidity modulus of a beam and cylinder respectively.
- Understanding the phenomenon of diffraction, dispersion and interference of light using optical component
- Acquiring knowledge of viscosity by determining coefficient of viscosity of a liquid and measuring the parameters of ultrasound propagating through a liquid
- Understanding the phenomenon of heat transfer through conductors and bad conductors by determining thermal conductivity.

TOTAL:45 PERIODS


Chairman
Board of Studies
Faculty of Aeronautical Engineering
ADHIYAMAAN COLLEGE OF ENGINEERING (Autonomous)
Hosur - 635 109, Tamil Nadu.

Course Outcome	P O 1	P O 2	P O 3	P O 4	P O 5	P O 6	P O 7	P O 8	P O 9	P O 10	P O 11	P O 12	P S O 1	P S O 2	P S O 3
Co1	Understanding the moduli of elasticity by determining Young's modulus and Rigidity modulus of a beam and cylinder respectively.	3	3	3	3								3		3
Co2	Understanding the phenomenon of diffraction, dispersion and interference of light using optical component	3	3	3	3								3		3
Co3	Acquiring knowledge of viscosity by determining coefficient of viscosity of a liquid and measuring the parameters of ultrasound propagating through a liquid	3	3	3	3								3		3
Co4	Understanding the phenomenon of heat transfer through conductors and bad conductors by determining thermal conductivity.	3	3	3	3								3		3


Chairman
Board of Studies
Faculty of Aeronautical Engineering
ADHIYAMAAN COLLEGE OF ENGINEERING (Autonomous)
Hosur - 635 109, Tamil Nadu.

Course Code	Course Title	Hours/Week			Credits	Maximum Marks		
		L	T	P	C	CA	EA	Total
215EPP08	ENGINEERING PRACTICES LABORATORY	0	0	4	2	50	50	100

OBJECTIVES:

1. To provide exposure to the students with various basic engineering practices in mechanical engineering.
2. To perform sheet metal operations on sheet metals.
3. To prepare pipe joints using PVC and GI pipe fittings.
4. To prepare wooden joints using carpentry tools.
5. To provide exposure to the students with basic electrical, electronics and computer engineering practices.

LIST OF EXPERIMENTS

WELDING:

Study of electric Arc welding and Gas welding tools and equipments.

Preparation of Arc welding and Gas welding models :

i) Butt joint ii) Lap joint iii) T - joint.

FITTING:

Study of fitting tools and operations.

Preparation of fitting models:

i) V-fitting ii) Square fitting

SHEET METAL WORK:

Study of sheet metal tools and operations

Preparation of sheet metal models : i) Tray ii) Funnel

PLUMBING WORKS:

Study of pipeline joints and house hold fittings.

Preparation of plumbing models: Basic pipe connections with PVC and GI pipe fittings.

CARPENTRY:

Study of wooden joints and tools used in roofs, doors, windows, furniture.

Preparation of carpentry models :

i) Lap joint ii) Dovetail joint iii) T-Joint

DEMONSTRATION ON:

ELECTRICAL ENGINEERING PRACTICE

Study of Electrical components and equipments

Residential house wiring using switches, fuse, indicator, lamp and energy meter.

ELECTRONICS ENGINEERING PRACTICE

Study of Electronic components –Resistor, color coding, capacitors etc

Soldering practice –components soldering in simple electric circuit & testing continuity

COMPUTER HARDWARE AND SOFTWARE PRACTICE

Study of PC Hardware, Internet & World Wide Web and Productivity tools including Word, Excel, Power Point and Publisher.

TOTAL:45 PERIODS



Chairman

Board of Studies

Faculty of Aeronautical Engineering

ADHIYAMAAN COLLEGE OF ENGINEERING (Autonomous)

Hosur - 635 109, Tamil Nadu.

COURSE OUTCOMES:

- An ability to prepare simple lap, butt and tee joints using arc welding equipments.
- Students will be able to prepare sheet metal models for household and industrial applications.
- Students will be able to prepare the pipe connections and identify the various components used in plumbing.
- An ability to prepare simple wooden joints using wood working tools.
- Ability to demonstrate basic electrical electronic and computer components based on their physical parameters and dimensions.

TEXT BOOKS:

1. Ranganath. G & Channankaiah, "Engineering Practices Laboratory Manual", S.S. publishers, 2017.
2. Jeyapooan.T & S Gowri, "Engineering Practice Lab Manual", Vikas publishing house pvt.ltd, 2014.

REFERENCES BOOKS:

1. Ramesh Babu.V., "Engineering Practices Laboratory Manual", VRB Publishers Private Limited, Chennai, Revised Edition, 2014.
2. Bawa. H.S, "Workshop Practice", Tata McGraw – Hill Publishing Company Limited, 2009.
3. IT Essentials PC Hardware and Software Companion Guide, Third Edition by David Anfinson and KenQuamme. – CISCO Press, Pearson Education, 2008.
4. Introduction to Computers, Peter Norton, 6/e Mc Graw Hill, 2006.
5. Kannaiah.P & Narayana.K.L, "Manual on Workshop Practice", Scitech Publications, 2004.

Course Outcome		P O 1	P O 2	P O 3	P O 4	P O 5	P O 6	P O 7	P O 8	P O 9	P O 10	P O 11	P O 12	P S O 1	P S O 2	P S O 3
Co1	An ability to prepare simple lap, butt and tee joints using arc welding equipments.	1		2	2	1				1		1	1	1		2
Co2	Students will be able to prepare sheet metal models for household and industrial applications.	2		2	2	1				1		1	1	1		2
Co3	Students will be able to prepare the pipe connections and identify the various components used in plumbing.	1		1	2	1				1		1	1	1		2
Co4	An ability to prepare simple wooden joints using wood working tools.	1		1	2	1				1		1	1	1		2
Co5	Ability to demonstrate basic electrical electronic and computer components based on their physical parameters and dimensions.	1		1	1	2				1		1	1	1		2



Chairman
Board of Studies
Faculty of Aeronautical Engineering
ADHIYAMAAN COLLEGE OF ENGINEERING (Autonomous)
Hosur - 635 109, Tamil Nadu.

Course Code	Course Title	Hours/Week			Credits	Maximum Marks		
		L	T	P		C	CA	EA
215ESP02	CAD & MODELING LABORATORY	0	0	4	2	50	50	100

OBJECTIVES:

1. To introduce the concept of 2-D drafting using CAD packages.
2. To learn the different CAD commands and options used for drafting.
3. To draw different kinds of engineering curves and orthographic view of simple objects using the CAD software packages.
4. To learn the various methods of drawing sectional top view, sectional front view and true shape of the section for cylinder, cone, pyramid and prisms.
5. To create 3D part models of simple machine parts and generate different views with sections.

PRE-REQUISITES: Knowledge of Engineering Graphics is required.

LIST OF EXPERIMENTS

1. Study of capabilities of software for Drafting and Modeling - Coordinate systems (absolute, relative, polar, etc.) - Creation of simple figures like polygon and general multi-line figures.
2. Drawing of a Title Block with necessary text and projection symbol.
3. Drawing of curves like parabola, spiral, involute using Bspline or cubic spline.
4. Drawing of front view and top view of simple solids like prism, pyramid, cylinder, cone, etc. and dimensioning.
5. Drawing front view, top view and side view of objects from the given pictorial views (eg. V-block, Base of a mixer, Simple stool, Objects with hole and curves).
6. Drawing of a plan of residential building (Two bed rooms, kitchen, hall, etc.)
7. Drawing of a simple steel truss.
8. Drawing sectional views of prism, pyramid, cylinder, cone, etc.
9. Drawing isometric projection of simple objects.
10. Creation of 3-D models of simple objects and obtaining 2-D multi-view drawings from 3-D model.

TOTAL:45 PERIODS



Chairman
Board of Studies
Faculty of Aeronautical Engineering
ADHIYAMAAN COLLEGE OF ENGINEERING (Autonomous)
Hosur - 635 109, Tamil Nadu.

COURSE OUTCOMES:

The students will have ability to

- Use the full range of CAD commands and options and employ shortcuts and time-saving strategies to operate the program at a level of efficiency acceptable for employment as a CAD Engineer.
- Use the CAD software package to create drawings from scratch and to modify, manipulate, copy, delete, save, and plot drawings.
- Draw different kinds of engineering curves using the CAD software packages.
- Draw the sectional top view, sectional front view and true shape of the section for cylinder, cone, pyramid and prisms.
- Create, render, and manipulate 3D drawings and convert 3D drawings to 2D drawings.

TEXT BOOK:

1. G.Ranganath and Channankaiah, "Engineering Graphics", Sahana Publishers, 2011.

REFERENCES BOOKS:

1. Dhananjay A.Jolhe, "Engineering Drawing with an introduction to AutoCAD", Tata McGraw Hill Publishing Company Limited, 2010.
2. K.R.Gopalakrishnan, "Machine Drawing", Subhas Stores Books Corners, Bangalore, 2004.

Course Outcome	P O 1	P O 2	P O 3	P O 4	P O 5	P O 6	P O 7	P O 8	P O 9	P O 10	P O 11	P O 12	P S O 1	P S O 2	P S O 3
Co1 Use the full range of CAD commands and options and employ shortcuts and time-saving strategies to operate the program at a level of efficiency acceptable for employment as a CAD Engineer.	1			3	3					1			1		
Co2 Use the CAD software package to create drawings from scratch and to modify, manipulate, copy, delete, save, and plot drawings.	1			3	3					2			1		
Co3 Draw different kinds of engineering curves using the CAD software packages.	1			3	3					1			1		
Co4 Draw the sectional top view, sectional front view and true shape of the section for cylinder, cone, pyramid and prisms.	1			3	3					1			1		
Co5 Create, render, and manipulate 3D drawings and convert 3D drawings to 2D drawings.	1			3	3					2			1		



Chairman

Board of Studies

Faculty of Aeronautical Engineering
ADHIYAMAAN COLLEGE OF ENGINEERING
 Hosur - 635 109, Tamil Nadu.

(Common to all branches of B.E. / B.Tech. Degree Programmes) - Regulation 2015

Course Objectives

- To develop z-transform techniques which analyze the discrete time signals.
- To solve certain linear differential equations using the Laplace transform technique which has applications in control theory and circuit theory.
- To introduce Fourier series analysis which is central to many applications in engineering.
- To understand the boundary value problems and to obtain the solution using partial differential equations.
- To acquaint the student with Fourier transform techniques used in wide variety of situations in which the functions used are aperiodic.

UNIT I Z – TRANSFORM

9+3

z-transform - Elementary properties and applications - Inverse z-transform – Convolution theorem (statement and applications only) - Initial and final value theorems (Statement and applications only) - Solution of difference equations by applying z-transform using partial fractions, residue theorem and convolution theorem methods only.

UNIT-II LAPLACE TRANSFORM

9+3

Laplace transform – Conditions for existence – Basic properties (without proof) – Laplace Transform of elementary functions, derivatives and integrals, unit step function and impulse functions, periodic functions. Definition of Inverse Laplace transform – Convolution theorem (Statement and applications only) – Initial and final value theorems (Statement and applications only) – Solution of linear ordinary differential equations of second order with constant coefficients using Laplace transform techniques.

UNIT III FOURIER SERIES

9+3

Dirichlet's conditions – General Fourier series – Change of scale - Odd and even functions – Half-range Sine and Cosine series – Parseval's identity – Harmonic Analysis.

UNIT IV BOUNDARY VALUE PROBLEMS

9+3

Classification of Partial Differential Equations – Method of separation of Variables – Solutions of one dimensional wave equation and One-dimensional heat equations – Applications using Fourier series solutions in Cartesian coordinates - Steady state solution of two-dimensional heat equation.

UNIT V FOURIER TRANSFORM

9+3

Fourier integral theorem – Fourier transform pair - Sine and Cosine transforms – Properties – Fourier Transform of simple functions – Convolution theorem applications – Parseval's identity applications.

TOTAL: 45+15=60 Periods

Course Outcomes

- CO 1:** Gaining the concept of analysis of linear discrete system using Z-transform approach.
- CO2:** Applying Laplace transform techniques to solve ordinary differential equations which have an application in many engineering fields.
- CO 3:** Describing an oscillating function which appear in a variety of physical problems by Fourier series helps them to understand its basic nature deeply.
- CO4:** Acquiring the knowledge to construct partial differential equations for various physical and engineering real time problems and obtaining solution using Fourier series methods.
- CO 5:** Understanding the effect of Fourier transform techniques and their applications.

Chairman
Board of Studies
Faculty of Aeronautical Engineering
ADHIYAMAAN COLLEGE OF ENGINEERING (Autonomous)
Hosur - 635 109, Tamil Nadu.

TEXT BOOK

1. B.S. Grewal, "Higher Engineering Mathematics", Khanna Publications, 43rd edition , 2016.

REFERENCES

1. Andrews L.C and Shivamoggi. B.K., "Integral Transforms for Engineers", SPIE Press Book, 1999
2. Wylie C R and Barrett L C, "Advanced Engineering Mathematics", 6th Edition, McGraw-Hill Co., New Delhi, 1995.
3. Erwin Kreyszig, "Advanced Engineering Mathematics", 10th Edition Wiley India, 2016.
4. V.Prameelakaladharan and G.Balaji ,"Engineering Mathematics-III", Amrutha marketing, Chennai,2016.
5. T.Veerarajan,"Engineering Mathematics-III", Tata McGraw-Hill Publishing company, New Delhi,2015.
6. P.Kandasamy, K.Thilagavathy, K.Gunavathy, " Engineering Mathematics-III", S.Chand Publishers,2015.

Course Outcome		PO 1	PO 2	PO 3	PO 4	PO 5	PO 6	PO 7	PO 8	PO 9	PO 10	PO 11	PO 12	PS O1	PS O2	PS O3
CO1	Gain the concept of analysis of linear discrete system using Z-transform approach.	3	1		2								3			
CO2	Apply Laplace transform techniques to solve ordinary differential equations which have an application in many engineering fields.		3				2									
CO3	Describe an oscillating function which appear in a variety of physical problems by Fourier series helps them to understand its basic nature deeply.	3		3	1											
CO4	Acquire the knowledge to construct partial differential equations for various physical and engineering real time problems and obtaining solution using Fourier series methods.						3								3	
CO5	Understand the effect of Fourier transform techniques and their applications.	2												3		


Chairman
Board of Studies
Faculty of Aeronautical Engineering
ADHIYAMAAN COLLEGE OF ENGINEERING (Autonomous)
 Hosur - 635 109, Tamil Nadu.

COURSE OBJECTIVES

This course is designed

- To give a brief background of various laws of thermodynamics and its application in heat transfer, refrigeration and air-conditioning, jet propulsion system.
- To study the Basics of thermodynamic cycles.
- To study the basics of one dimensional flow and to understand the working principle of rocket motor and nozzle.
- To study thermodynamic principles, thermodynamics of state, basic thermodynamic relations, Properties of pure substances
- To understand the basics of refrigeration and air compressors.

UNIT I BASIC THERMODYNAMICS**9 Periods**

Basic Thermodynamic Systems, Zeroth Law, First Law - Heat and work transfer in flow, Second law, Clausius statement - concept of enthalpy, entropy change in non-flow processes.

UNIT II AIR CYCLES**9 Periods**

Otto, Diesel, Dual and Brayton combustion cycles – Air standard efficiency - Mean effective pressure – Actual and theoretical PV diagrams of two stroke and four stroke IC Engines.

UNIT III THERMODYNAMICS OF ONE DIMENSIONAL FLUID FLOW**9 Periods**

Application of continuity, momentum and energy equations- Rankine cycle - Isentropic flow of ideal gases through nozzles - Simple jet propulsion system - Thrust rocket motor – Specific impulse.

UNIT IV REFRIGERATION AND AIR CONDITIONING**9 Periods**

Principles of refrigeration, Air conditioning - Heat pumps - Vapor compression - Vapour absorption types - Coefficient of performance, Properties of refrigerants.

UNIT V AIR COMPRESSORS**9 Periods**

Classification and working principle of compressors (Descriptive Treatment). Isothermal and Isentropic efficiency of air compressors.

Total: 45 Periods**COURSE OUTCOMES**

Upon completion of this course, students will be able to

- Understand the basics of laws of thermodynamics and its principles.
- Analyze the air cycles and its problems, to solve the basic relations related to air cycles.
- Understand the basics of one dimensional flow
- Understand the basics of refrigeration
- Understand the basics of air compressors


Chairman
Board of Studies
Faculty of Aeronautical Engineering
ADHIYAMAAN COLLEGE OF ENGINEERING (Autonomous)
Hosur - 635 109, Tamil Nadu.

TEXT BOOKS

1. Rathakrishnan, Fundamentals of Engineering Thermodynamics, Prentice – Hall, India 2015
2. Nag. P.K., Engineering Thermodynamics, Tata McGraw-Hills Co., Ltd., Third Edition., 2014

REFERENCES

1. Mayhew, A. and Rogers, B., Engineering Thermodynamics, Longman Green & Co. Ltd., London, E.L.B.S. Edition, 2014.
2. Rajput, Engineering Thermodynamics. Laxmi Publications pvt Ltd., 3rd Edition. 2013.
3. YunusA.Cengal, Thermodynamics Engineering Approach, Tata McGraw-Hill Co. Ltd., 3rd Edition, 2014

Course Outcome		PS O 1	PS O 2	PS O 3	P O 1	PO 2	PO 3	P O 4	PO 5	PO 6	P O 7	P O 8	P O 9	PO 10	PO 11	PO 12
Co1	Understand the basics of laws of thermodynamics and its principles. orm coding related to digital hierarchy.	3	1		3	2	3	1	3						1	
Co2	Analyze the air cycles and its problems, to solve the basic relations related to air cycles.	3	1		3	2	3	1	3						1	
Co3	Understand the basics of one dimensional flow.	3	1		3	2	3	1	3						1	
Co4	Understand the basics of refrigeration .	3	1		3	2	3	1	3						1	
Co5	Understand the basics of air compressors.		2		3	2	3	1	3						1	


Chairman
Board of Studies
Faculty of Aeronautical Engineering
ADHIYAMAAN COLLEGE OF ENGINEERING (Autonomous)
Hosur - 635 109, Tamil Nadu.

COURSE OBJECTIVES

This course is designed

- To study the basics of units and dimensions and properties of fluids.
- To learn the fundamentals of fluid statics and fluid flow
- To understand the importance of dimensional analysis and Buckingham's Pi Theorem and the applications of dimensionless parameters.
- To know the types of turbine and to understand the velocity triangles
- To understand the importance of various types of flow in pumps and turbines

UNIT I INTRODUCTION**9 Periods**

Units and Dimensions, Properties of fluids, vapour pressure and gas laws –capillarity and surface tension. Flow characteristics: concepts of system and control volume. Application of control volume to continuity equation, energy equation, momentum equation and moment of momentum equation.

UNIT II FLOW THROUGH CIRCULAR CONDUITS**9 Periods**

Laminar flow through circular conduits and circular annuli. Boundary layer concepts. Boundary layer thickness. Hydraulic and energy gradient. Darcy –Weisbach equation. Friction factor and Moody diagram. Flow through pipes in series and in parallel. Minor losses

UNIT III DIMENSIONAL ANALYSIS**9 Periods**

Buckingham's Π theorem. Dimensionless parameters. Models and similitude. Applications of dimensionless parameters to the various flow problems.

UNIT IV ROTO DYNAMIC MACHINES**9 Periods**

Elementary cascade theory, Theory of turbo machines, Euler's equation, classification of turbines – Heads and efficiencies-velocity triangles. Pelton wheel turbine, Francis turbine and Kaplan turbine-working principles, centrifugal pump, specific speed-unit quantities- performance curves for pumps and turbines.

UNIT V POSITIVE DISPLACEMENT PUMPS**9 Periods**

Classification of positive displacement pumps-Reciprocating pumps, Indicator diagrams, Work saved by air vessels. Rotary pumps-Working principle and performance curves.

Total : 45 Periods**COURSE OUTCOMES:**

Upon completion of this course, students will be able to

- Acquire the knowledge regarding properties of fluids.
- Obtained knowledge on Boundary layer concept, fluid statics, kinematics, and dynamic and the different types of flow.
- Apply the Knowledge about the importance of dimensional analysis and Buckingham's Pi Theorem in Fluid Flow analysis
- Students can able to understand the concepts of working of turbines with performance.
- Students can able to understand the concepts of working of pumps with performance


TEXT BOOKS:

- Bansal, R.K., Fluid Mechanics and Hydraulics Machines, Laxmi Publications (P) Ltd., NewDelhi, seventh Edition, 2014
- Radhakrishnan. E, Fluid Mechanics, Prentice Hall of India, Seventh Edition, 2015.

REFERENCES:

- 1) Frank.M.White, Fluid Mechanics, McGraw hill publication, eighth edition, Feb 2015
- 2) Ramamritham. S, Fluid Mechanics, Hydraulics and Fluid Machines, DhanpatRai& Sons, Delhi, Fourth Edition, 2008.
- 3) Kumar. K.L., Engineering Fluid Mechanics, Eurasia Publishing House (P) Ltd., New Delhi, Seventh Edition, 2015.

Course Outcome		PS O 1	PS O 2	PS O 3	P O 1	PO 2	PO 3	P O 4	PO 5	PO 6	P O 7	P O 8	P O 9	PO 10	PO 11	PO 12
Co1	Acquire the knowledge regarding properties of fluids.	3	1		3	2	3	1	3						1	
Co2	Analyze the air cycles and its problems, to solve the basic relations related to air cycles.	3	1		3	2	3	1	3						1	
Co3	Obtained knowledge on Boundary layer concept, fluid statics, kinematics, and dynamic and the different types of flow.	3	1		3	2	3	1	3						1	
Co4	Students can able to understand the concepts of working of turbines with performance.	3	1		3	2	3	1	3						1	
Co5	Students can able to understand the concepts of working of pumps with performance		2		3	2	3	1	3						1	


Chairman
Board of Studies
Faculty of Aeronautical Engineering
ADHIYAMAAN COLLEGE OF ENGINEERING (Autonomous)
Hosur - 635 109, Tamil Nadu.

COURSE OBJECTIVES

This course is designed

- To give brief descriptions on the behavior of materials due to axial loading.
- To understand the shear force and bending moment diagrams.
- To generate equation for deflection of beams and to understand the basic concepts of beams and column design.
- To understand the torsion and behavior of helical springs while applying load.
- To understand the thin circular cylinder behavior while loading.

UNIT I BASICS AND AXIAL LOADING**9 Periods**

Introduction, stress, strain, mechanical properties of materials, Linear elasticity, Hooke's Law and Poisson's ratio, Elastic constants and their relationship, Volumetric strain, expression for volumetric strain, composite bar, Thermal Stresses – stresses due to freely falling weight.

UNIT II TRANSVERSE LOADING ON BEAMS**9 Periods**

Introduction, Types of beams, loads and reactions, Shear force and bending moment diagrams for simply supported and cantilever beams-Bending stresses in straight beams-Shear stresses in bending of beams with rectangular, I & T etc cross sections-beams of uniform strength

UNIT III DEFLECTION OF BEAMS AND SHEAR STRESSES**9 Periods**

Introduction, differential equation for deflection, equations for deflections, Double integration method – **McCauley's method - Area moment method – Conjugate beam method**-Principle of super position-Castiglione's theorem and its application

UNIT IV TORSION AND SPRINGS**9 Periods**

Introduction, pure torsion, assumptions, Torsion of circular shafts - **shear stresses and twist in solid and hollow circular shafts – closely coiled helical springs.**

UNIT V THIN CYLINDERS / SHELLS, COMPLEX STATE OF STRESS**9 Periods**

Stresses in thin circular cylinder and spherical shell under internal pressure – volumetric Strain.Combined loading – **Principal Stresses and maximum Shear Stresses - Analytical and Graphical methods.**

Total: 45 Periods**COURSE OUTCOMES**

Upon completion of this course, students will be able to

- Students are able to understand the behavior of materials due to axial, bending, tensional and combined loads.
- Apply the knowledge of solid mechanics on various material and their properties
- Able to analyze the beams and torsion of shafts easily.
- Students can able to know the behavior of springs while loading
- Acquired knowledge of thin cylinders.

TEXT BOOKS

- Nash William.,Strength of Materials, TMH, 7th edition, 2012
- R.K.Bansal.,Solid Mechanics, Third Edition, Laxmi Publications 2013.


Chairman
Board of Studies
Faculty of Aeronautical Engineering
ADHIYAMAAN COLLEGE OF ENGINEERING (Autonomous)
Hosur - 635 109, Tamil Nadu.

REFERENCES

1. Dym C.L. and Shames I.H., Solid Mechanics, 1990.
2. W.A. Nash, Sehaum's Outline Series, **Strength of Materials**, Fourth Edition-2011.
3. Timoshenko.S. and Young D.H., Elements of strength materials Vol. I and Vol. II., 2014.

Course Outcome		PS O 1	PS O 2	PS O 3	P O 1	PO 2	PO 3	P O 4	PO 5	PO 6	P O 7	P O 8	P O 9	PO 10	PO 11	PO 12
Co1	Students are able to understand the behavior of materials due to axial, bending, tensional and combined loads.	3	1		3	2	3	1	3						1	
Co2	Apply the knowledge of solid mechanics on various material and their properties	3	1		3	2	3	1	3						1	
Co3	Able to analyze the beams and torsion of shafts easily.	3	1		3	2	3	1	3						1	
Co4	Students can able to know the behavior of springs while loading	3	1		3	2	3	1	3						1	
Co5	Acquired knowledge of thin cylinders.		2		3	2	3	1	3						1	


Chairman
Board of Studies
Faculty of Aeronautical Engineering
ADHIYAMAAN COLLEGE OF ENGINEERING (Autonomous)
Hosur - 635 109, Tamil Nadu.

COURSE OBJECTIVES

This course is designed

- To understand the basics of casting processes and its types in Production.
- To learn classifications and Types of Welding.
- To learn the operation of Lathe, UMM, UDM, and CNC machines.
- To understand the types of plastics and to learn the process of formation of plastic products.
- To understand the Metal forming, Shaping and Power metallurgy Techniques

UNIT I CASTING**9 Periods**

Casting types, Types of Patterns-Allowances procedure to make sand mould, types of core making, moulding tolls, machine moulding, special moulding processes-co₂moulding; shell moulding, investment moulding, permanent mould casting, pressure die casting, centrifugal casting, continuous casting, casting defects.

UNIT II WELDING**9 Periods**

Classification of welding processes, Principles of Oxyacetylene gas welding. A.C. metal arc welding, resistance welding, submerged arc welding, tungsten inert gas welding, metal inert gas welding, plasma arc welding, thermal welding, electron beam welding, laser beam welding, defects in welding, soldering and brazing.

UNIT III MACHINING**9 Periods**

Basic Principles and Operations of following machines: Lathe, Shaper, Planer, Universal milling machine, Slotter, Universal drilling machine, cylindrical grinding machine. Basics of CNC machines.

UNIT IV PRODUCTION OF PLASTIC COMPONENTS**9 Periods**

Types of plastics -Moulding of Thermoplastics-working principles and typical applications of Injection moulding-Plunger and screw machines-Blow moulding-Rotational moulding-Film moulding-Extrusion-typical industrial applications-Thermoforming-processing of thermosets-working principles and typical applications-compression moulding-Transfer moulding-Bonding of thermoplastics Fusion and solvent methods-Induction and Ultrasonic methods.

UNIT V METAL FORMING AND POWDER METALLURGY**9 Periods**

Principles and applications of the following processes: Forging, Rolling, Extrusion, Wire drawing and Spinning, Powder metallurgy-Principal steps involved advantages. Disadvantages and limitations of powder metallurgy.

Total : 45 Periods**COURSE OUTCOMES**

Upon completion of this course, students will be able to

- Understand the basics of casting processes in Production
- Students will learn classifications and Types of Welding for production process
- Students can able to understand Metal forming, Shaping and Power metallurgy Techniques.
- Students can acquire the knowledge in production of plastic components.
- Students can able to understand metal forming techniques.

TEXT BOOKS

- Harijachoudry, Elements of workshop Technology, vol. I and II Media promoters and publishers pvt., Ltd., Mumbai, 2014.

2. R. K. Jain and S. C. Gupta, production Technology, Khanna Publishers. 19th Edition, 2013.

REFERENCES

1. H. M. T. production technology-Hand book, Tata McGraw-Hill, 2008.
2. Roy. A. Linberg, process and materials of manufacturing technology, PHI, 2012.
3. M. Adithyan and A. B. Gupta, manufacturing technology, New Age, 2014.

Course Outcome		PS O 1	PS O 2	PS O 3	P O 1	PO 2	PO 3	P O 4	PO 5	PO 6	P O 7	P O 8	P O 9	PO 10	PO 11	PO 12
Co1	Understand the basics of casting processes in Production	3	1		3	2	3	1	3						1	
Co2	Students will learn classifications and Types of Welding for production process	3	1		3	2	3	1	3						1	
Co3	Students can able to understand Metal forming, Shaping and Power metallurgy Techniques.	3	1		3	2	3	1	3						1	
Co4	Students can acquire the knowledge in production of plastic components	3	1		3	2	3	1	3						1	
Co5	Students can able to understand metal forming techniques.		2		3	2	3	1	3						1	


Chairman
Board of Studies
Faculty of Aeronautical Engineering
ADHIYAMAAN COLLEGE OF ENGINEERING (Autonomous)
Hosur - 635 109, Tamil Nadu.

COURSE OBJECTIVES

To have the knowledge in testing of mechanical properties of materials.

LIST OF EXPERIMENTS

1. Brinell Hardness test
2. Rockwell Hardness test
3. Vickers Hardness Test
4. Tension test
5. Torsion test
6. Izod Impact test
7. Charpy Impact test
8. Study of Reverse plate bending Fatigue test
9. Study of Rotating Beam Fatigue test
10. Testing of springs
11. Block Compression Test

Total: 45 Periods

COURSE OUTCOME

- a) Students can able to determine the material hardness
- b) Understand the torsion properties of material.
- c) Students can able to understand the loss of energy during impact.
- d) Students can understand about fatigue testing and types of fatigue failure.
- e) Students can able to determine the stiffness and strength of the material.
- f) Students understands the various types of material testing and evaluation of mechanical properties.

LIST OF EQUIPMENTS

(For a batch of 36 students)

Sl.No	Details of Equipments	Qty Required	For Experiments
1.	Hardness Testing Machine	1	1, 2, 3
2.	Universal Testing Machine	1	4, 11
3.	Impact Testing Machine	1	6, 7
4	Torsion testing machine	1	5
5	Compressive strength test machine	1	10


Chairman
Board of Studies
Faculty of Aeronautical Engineering
ADHIYAMAAN COLLEGE OF ENGINEERING (Autonomous)
Hosur - 635 109, Tamil Nadu.

Course Outcome		PS O 1	PS O 2	PS O 3	P O 1	PO 2	PO 3	P O 4	PO 5	PO 6	P O 7	P O 8	P O 9	PO 10	PO 11	PO 12
Co1	Students can able to determine the material hardness	3	1		3	2	3	1	3						1	
Co2	Understand the torsion properties of material.	3	1		3	2	3	1	3						1	
Co3	Students can able to understand the loss of energy during impact.	3	1		3	2	3	1	3						1	
Co4	Students can understand about fatigue testing and types of fatigue failure.	3	1		3	2	3	1	3						1	
Co5	<u>Students can able to determine the stiffness and strength of the material.</u>		2		3	2	3	1	3						1	


Chairman
Board of Studies
Faculty of Aeronautical Engineering
ADHIYAMAAN COLLEGE OF ENGINEERING (Autonomous)
Hosur - 635 109, Tamil Nadu.

COURSE OBJECTIVE

To study the flow measurement and the performance of fluid machinery

LIST OF EXPERIMENTS

1. Calibration of venturi meter
2. Pressure measurement with pitot static tube
3. Determination of pipe flow losses.
4. Verification of Bernoulli's theorem
5. Performance test on centrifugal pumps
6. Performance test on reciprocating pumps
7. Performance test on pelton wheel turbine
8. Performance test on Francis turbine
9. Performance test on Kaplan turbine
10. Determination of Viscosity of Fluid

TOTAL: 45 Periods

COURSE OUTCOME

Students are able to understand the flow measurement and the performance of fluid machinery equipments.

- a) Students can able to understand the fluid passed or passing through the flowmeter.
- b) Students can able to understand the bernoulli's theorem.
- c) Understand the working of reciprocating pump.
- d) Understand the water turbine and flow types.
- e) Students can able to understand the nature of the flow of a given fluid.

LIST OF EQUIPMENTS


(For a batch of 36 students)

Sl.No	Details of Equipments	Qty Req.	Experiment No.
1.	Venturimeter setup	1	1,3
2.	Pipe friction set up	1	3
3.	Pitot tube set up	1	2,4
4.	Centrifugal pump	1	5
5.	Reciprocating pump	1	6
6.	Pelton wheel turbine, Francis and Kaplan	1 (each one)	7, 8, 9


Chairman
Board of Studies
Faculty of Aeronautical Engineering
ADHIYAMAAN COLLEGE OF ENGINEERING (Autonomous)
 Hosur - 635 109, Tamil Nadu.

	turbine,		
7.	Viscosity Meter	1	10

Course Outcome		PS O 1	PS O 2	PS O 3	P O 1	PO 2	PO 3	P O 4	PO 5	PO 6	P O 7	P O 8	P O 9	PO 10	PO 11	PO 12
Co1	Students can able to understand the fluid passed or passing through the flowmeter.	3	1		3	2	3	1	3						1	
Co2	Students can able to understand the bernoulli's theorem.	3	1		3	2	3	1	3						1	
Co3	Understand the working of reciprocating pump.	3	1		3	2	3	1	3						1	
Co4	Understand the water turbine and flow types.	3	1		3	2	3	1	3						1	
Co5	Students can able to understand the nature of the flow of a given fluid.		2		3	2	3	1	3						1	


Chairman
Board of Studies
Faculty of Aeronautical Engineering
ADHIYAMAAN COLLEGE OF ENGINEERING (Autonomous)
Hosur - 635 109, Tamil Nadu.

OBJECTIVE

To enhance the basic knowledge in applied thermodynamics

LIST OF EXPERIMENTS

1. Performance test on a 4-stroke engine
2. Valve timing of a 4 – stroke engine and port timing of a 2 stroke engine
3. Determination of effectiveness of a parallel flow heat exchanger
4. Determination of effectiveness of a counter flow heat exchanger
5. Determination of heating value of a fuel
6. COP test on a vapour compression refrigeration test rig
7. COP test on a vapour compression air-conditioning test rig
8. Determination of specific heat of solid
9. Determination of Thermal Conductivity of solid.
10. Determination of Thermal Resistance of a Composite wall.

TOTAL: 45 Periods

LIST OF EQUIPMENTS

(For a batch of 36 students)

Sl.No	Details of Equipments	Qty Req.	Experiment No.
1.	4 stroke twin cylinder diesel engine	1	1
2.	Cut section model of 4 stroke diesel engine and cut section model of 2 stroke petrol engine	2 each	2
3.	Parallel and counter flow heat exchanger test rig	1	3,4
4.	Bomb Calorimeter	1	5, 8
5.	Vapour compression refrigeration test rig	1	6
6.	Vapour compression air-conditioning test rig	1	7
7.	Conductive Heat Transfer set up	1	9
8.	Composite wall	1	10

COURSE OUTCOMES

Upon completion of this course, students will be able to

- a) Students can able to understand the working of internal combustion engine.
- b) Students can able to determine the performance test and calculate the heat transfer rate, LMTD, and effectiveness of a heat exchanger in a parallel and counter flow heat exchanger.
- c) Understand the working of Vapour compression by using testing rig
- d) Learn Conductive heat transfer is depends on temperature gradient between the two bodies .
- e) Students can able to understand the heat transfer between composite wall depends upon the layer material.


Chairman
Board of Studies
Faculty of Aeronautical Engineering
ADHIYAMAAN COLLEGE OF ENGINEERING (Autonomous)
 Hosur - 635 109, Tamil Nadu.

Course Outcome		PS O 1	PS O 2	PS O 3	P O 1	PO 2	PO 3	P O 4	PO 5	PO 6	P O 7	P O 8	P O 9	PO 10	PO 11	PO 12
Co1	Students can able to understand the working of internal combustion engine.	3	1		3	2	3	1	3						1	
Co2	Students can able to determine the performance test and calculate the heat transfer rate, LMTD, and effectiveness of a heat exchanger in a parallel and counter flow heat exchanger.	3	1		3	2	3	1	3						1	
Co3	Understand the working of Vapour compression by using testing rig.	3	1		3	2	3	1	3						1	
Co4	Learn Conductive heat transfer is depends on temperature gradient between the two bodies.	3	1		3	2	3	1	3						1	
Co5	Students can able to understand the heat transfer between composite wall depends upon the layer material.		2		3	2	3	1	3						1	


Chairman
Board of Studies
Faculty of Aeronautical Engineering
ADHIYAMAAN COLLEGE OF ENGINEERING (Autonomous)
 Hosur - 635 109, Tamil Nadu.

(Mechanical and Aeronautical Engineering - Regulation 2015)

Course Objectives

- To solve equations using direct and iterative methods , to introduce interpolation techniques and to study the principle of numerical differentiation and integration.
- To learn some of the methods of numerical solutions of ordinary differential equations with initial conditions.
- To introduce the notion of sampling distributions techniques
- To acquired knowledge of statistical techniques useful in making rational decision in management problems.
- To expose to statistical methods designed to contribute to the process of making scientific judgments in the face of uncertainty and variation.

UNIT I SOLUTION OF EQUATIONS AND EIGENVALUE PROBLEMS

9 + 3

Newton-Raphson method- Direct Methods-Gauss Elimination method-Gauss-Jordan methods – Iterative methods of Gauss-Jacobi and Gauss-Seidel – Eigen values of a matrix by Power method .

UNIT II INTERPOLATION, NUMERICAL DIFFERENTIATION AND NUMERICAL INTEGRATION

9 + 3

Newton's forward and backward difference interpolation - Lagrange's and Newton's divided difference interpolation - Approximation of derivatives using interpolation polynomials - Numerical integration using Trapezoidal and Simpson's 1/3rd and 3/8th rules.

UNIT III NUMERICAL SOLUTION OF ORDINARY DIFFERENTIAL EQUATIONS

9 + 3

Taylor's series method - Euler's method - Modified Euler's method - Fourth order Runge-Kutta method for solving first order equations - Predictor-Corrector methods for solving first order equations: Milne's Method and Adam-Bashforth Method.

UNIT IV TESTING OF HYPOTHESIS

9 + 3

Sampling distributions - Tests for single Mean, Proportion, Difference of means (large and small samples) – Tests for single variance and equality of variances – Chi-square test for goodness of fit – Independence of attributes.

UNIT V DESIGN OF EXPERIMENTS

9 + 3

ANOVA - Completely randomized design – Randomized block design – Latin square design.
Control charts for measurements (\bar{x} and R-charts).

Total = 45 + 15 = 60 Periods**Course Outcomes**

At the end of the course the student will be able to

- Apply numerical methods such as direct, iterative and interpolation
- Solve algebraic transcendental equations and system of equations.
- Appreciate numerical solutions for differential and integral calculus as a handy tool to solve problems.
- Implement numerical algorithms to find solutions for initial value problems for ordinary differential equations .
- Draw inference and decision making through hypothesis testing.

TEXT BOOKS

- Grewal, B.S. and Grewal, J.S., " Numerical methods in Engineering and Science", 6th Edition, Khanna Publishers, New Delhi, 2004.
- Miller and Freund., "Probability and Statistics for Engineers", Pearson Education, Asia, 7th edition, 2012.


Chairman
Board of Studies
Faculty of Aeronautical Engineering
ADHIYAMAAN COLLEGE OF ENGINEERING (Autonomous)
 Hosur - 635 109, Tamil Nadu.

REFERENCES

1. Richard L.Burden and J.Douglas Faires, "Numerical Analysis", Ninth Edition, BROOKS/COLE, Cengage.com.,2012. Visit www.cengage.com/international.
2. R.E. Walpole, R.H. Myers, S.L. Myers, and K Ye, "Probability and Statistics for Engineers and Scientists", Pearson Education, Asia , 8th edition, 2007.
3. Veerarajan.T., "Probability, Statistics and Random Processes", Tata McGraw-Hill publishing company Limited, New Delhi, 2014.
4. S.S.Sastry, "Introductory Methods of Numerical Analysis", 5th Edition, Prentice Hall of India Private Ltd., New Delhi, 2012.
5. Gupta.S.C., & Kapoor,V.K., "Fundamentals of mathematical statistics", 11th edition, Sultan Chand & Sons publishers, New Delhi, 2013.

Course Outcome		P O 1	P O 2	P O 3	P O 4	P O 5	P O 6	P O 7	P O 8	P O 9	P O 10	P O 11	P O 12	PS O 1	PS O 2	PS O 3
CO 1	Apply numerical methods such as direct, iterative and interpolation	3	1		2								3			
CO 2	Solve algebraic transcendental equations and system of equations.		3				2									
CO 3	Appreciate numerical solutions for differential and integral calculus as a handy tool to solve problems.	3		3	1											
CO 4	Implement numerical algorithms to find solutions for initial value problems for ordinary differential equations .						3								3	
CO 5	Draw inference and decision making through hypothesis testing.	2												3		


Chairman
Board of Studies
Faculty of Aeronautical Engineering
ADHIYAMAAN COLLEGE OF ENGINEERING (Autonomous)
Hosur - 635 109, Tamil Nadu.

COURSE OBJECTIVE

This course is designed

- To builds on the student's background in Fluid Mechanics to deal primarily with internal and external flows relevant to aerospace applications.
- To understand the concept of Airfoil theory to predict airfoil performance and optimize wing performance.
- To evaluate and understand the Generation of Lift, wing theory and boundary layer concepts.
- To make the student understand the concept of vorticity, irrotationality, theory of airfoils and wing sections
- To introduce the basics of viscous flow and the concepts of mass, momentum and energy conservation relating to aerodynamics.

UNIT I BASICS OF AERODYNAMICS**9 Periods**

Properties of fluids, Type of fluid flows, Generation of Lift, Drag and Moment, Incompressible flows over airfoils, calculation of lift and drag from measured pressure distribution, Streamlined and bluff-body, Reynolds number and Mach number, Conservation law of mass and momentum, Euler and Bernoulli's equations, pitot-tube measurement of airspeed .Pressure coefficient. Streamlines, path lines and streak lines. Angular velocity, vorticity, circulation Stream function, velocity potential and their relationship.

UNIT II TWO DIMENSIONAL FLOWS**9 Periods**

Basic flows – Source, Sink, Free and Forced vortex, uniform parallel flow. Their combinations, Pressure and velocity distributions on bodies with and without circulation in ideal and real fluid flows.

UNIT III GENERATION OF LIFT**9 Periods**

Kutta Joukowski's theorem. Kutta condition in Aerodynamics and Applied to Aero foils, Blasius theorem. Prandtl's lifting line theory and limitations. Two dimensional and three dimensional wings lift curve slope and effect of aspect ratio. High lift devices.

UNIT IV AIRFOIL AND WING THEORY**9 Periods**

Joukowski, Karman - Trefftz, Profiles - Thin airfoil theory and its applications. Vortex line, Horse shoe vortex, Biot and Savart law, Lifting line theory and its limitations,

UNIT V VISCOUS FLOW**9 Periods**

Newton's law of viscosity, Boundary Layer, Navier-Stokes equation, displacement, Momentum thickness, Flow over a flat plate, Blasius solution. Full velocity potential equation, Fanno flow and fanno line, Rayleigh flow and Rayleigh line. Method of characteristics and its application. Flow past Wedge and cone.


 Chairman
 Board of Studies
 Faculty of Aeronautical Engineering
 ADHIYAMAAN COLLEGE OF ENGINEERING (Autonomous)
 Hosur - 635 109, Tamil Nadu.

Case studies:

Application of equation of motion by using Navier-stokes, parallel computation of viscous flow around the aircraft wing

Total: 45Periods

COURSE OUTCOME

On successful completion of the course student should be able to

- Understand the background of Fluid Mechanics to analyze internal and external flows relevant to aerospace applications.
- Apply the Knowledge of Airfoil theory to predict airfoil performance and ability to analyze and optimize wing performance.
- Understand the Generation of Lift with different airfoils, wing theory and boundary layer concepts.
- Apply propeller theory to predict blade performance
- An exposure to Boundary layer theory

TEXT BOOKS

- John D. Anderson, "Fundamentals of Aerodynamics", McGraw-Hill Book Co., New York, Edition 2011.
- John D. Anderson, "Introduction to Flight", McGraw-Hill Education, 2011. ISBN 9780071086059.
- Kuethe, A.M and Chow, C.Y, "Foundations of Aerodynamics", Fifth Edition, John Wiley & Sons, 2000


REFERENCE BOOKS

- Ethirajan Rathakrishnan, "Theoretical aerodynamics" Willey Publication, Edition 2013.
- Clancy, L.J., "Aerodynamics", John Wiley and sons publishers. Pitman, Edition Aug 2013.
- Houghton E.L and Carpenter P.W., Aerodynamics for Engineering Students, CBS Publications and Distributors. Edition 2012.

Course Outcome		PS O 1	PS O 2	PS O 3	P O 1	PO2	PO3	P O 4	PO5	PO6	P O 7	P O 8	P O 9	PO 10	PO 11	PO 12
Co1	Understand the background of Fluid Mechanics to analyze internal and external flows relevant to aerospace applications.	3	1		3	2	3	1	3							1
Co2	Apply the Knowledge of Airfoil theory to predict airfoil performance and ability to analyze and optimize wing performance.	3	1		3	2	3	1	3							1


 Chairman
 Board of Studies
 Faculty of Aeronautical Engineering
 ADHIYAMAAN COLLEGE OF ENGINEERING (Autonomous)
 Hosur - 635 109, Tamil Nadu.

Co3	Understand the Generation of Lift with different airfoils, wing theory and boundary layer concepts.	3	1		3	2	3	1	3						1	
Co4	Apply propeller theory to predict blade performance	3	1		3	2	3	1	3						1	
Co5	An exposure to Boundary layer theory		2		3	2	3	1	3						1	


Chairman
Board of Studies
Faculty of Aeronautical Engineering
ADHIYAMAAN COLLEGE OF ENGINEERING (Autonomous)
 Hosur - 635 109, Tamil Nadu.

COURSE OBJECTIVE

This course is designed

- a) To understand the Airplane Control Systems and different Aircraft systems to enhance the aircraft by different systems.
- b) To builds the strong background of a student towards Aircraft engine systems and Auxiliary systems.
- c) To familiarize the student with the principles of flight test instrumentation, components of instrumentation systems, and the signal condition required to deal with typical flight test sensors.
- d) To impart knowledge of the hydraulic and pneumatic systems components and types of instruments and its operation including navigational instruments to the students
- e) To understand the concept of Navigation Instruments

UNIT I AIRPLANE CONTROL SYSTEMS**9 Periods**

Conventional Systems - fully powered flight controls - Power actuated systems – Modern control systems - Digital fly by wire systems - Auto pilot system active control Technology.

UNIT II AIRCRAFT SYSTEMS**9 Periods**

Hydraulic systems - Study of typical workable system - components - Pneumatic systems - Advantages - Working principles - Typical Air pressure system – Brake system - Typical Pneumatic power system - Components, Landing Gear systems - Classification

UNIT III ENGINE SYSTEMS**9 Periods**

Fuel systems for Piston and jet engines, - Components of multi engines. Lubricating systems for piston and jet engines Starting and Ignition systems - Typical examples for piston and jet engines.

UNIT IV AUXILIARY SYSTEM**9 Periods**

Basic Air cycle systems - Vapor Cycle systems, Evaporative vapor cycle systems - Evaporative air cycle systems - Fire protection systems, Deicing and anti-icing systems.


UNIT V AIRCRAFT INSTRUMENTS**9 Periods**

Flight Instruments and Navigation Instruments – Gyroscope - Accelerometers, Air speed Indicators – TAS, EAS- Mach Meters - Altimeters - Principles and operation - Study of various types of engine instruments - Tachometers - Temperature gauges - Pressure gauges - Operation and Principles.

TOTAL: 45 Periods**COURSE OUTCOME**

On successful completion of the course student should be able to

- a) Apply the knowledge of Airplane Control Systems and different Aircraft systems to enhance the aircraft by advanced systems.
- b) Design and analyze the Aircraft engine systems and Auxiliary systems for upcoming aircrafts


Chairman
Board of Studies
Faculty of Aeronautical Engineering
ADHIYAMAAN COLLEGE OF ENGINEERING (Autonomous)
Hosur - 635 109, Tamil Nadu.

- c) Asses the flight test instrumentation, components of instrumentation systems, and the signal condition required to deal with typical flight test sensors.
- d) Acquire and interpret data from various aircraft instruments.
- e) Identify the various cockpit controls.

TEXT BOOKS

1. McKinley, J.L., and Bent, R.D., "Aircraft Maintenance & Repair", McGraw-Hill, Edition 2006.
2. Ian Moir and Allan Seabridge, Aircraft Systems, mechanical, electrical and avionics subsystems integration, Wilay-blackwell, 3rd Revised Edition 2008.
3. Pallet, E.H.J. Aircraft Instruments & Principles, Pitman & Co 1993.

REFERENCE BOOKS

1. Mekinley, J.L. and Bent, R.D., "Aircraft Power Plants", McGraw-Hill, Edition 2008.
2. Pallet, E.H.J., "Aircraft Instruments & Principles", Pitman & Co., Edition 2006.
3. Treager, S., "Gas Turbine Technology", McGraw-Hill, Edition 2010.

Course Outcome		PS O1	PS O2	PS O3	PO1	PO2	PO3	PO4	PO5	PO6	PO7	PO8	PO9	PO10	PO11	PO12
Co1	Apply the knowledge of Airplane Control Systems and different Aircraft systems to enhance the aircraft by advanced systems.	3	1		3	2	3	1	3						1	
Co2	Design and analyze the Aircraft engine systems and Auxiliary systems for upcoming aircrafts	3	1		3	2	3	1	3						1	
Co3	Asses the flight test instrumentation, components of instrumentation systems, and the signal condition required to deal with typical flight test sensors.	3	1		3	2	3	1	3						1	
Co4	Acquire and interpret data from various aircraft instruments.	3	1		3	2	3	1	3						1	
Co5	Identify the various cockpit controls.		2		3	2	3	1	3						1	


Chairman
Board of Studies
Faculty of Aeronautical Engineering
ADHIYAMAAN COLLEGE OF ENGINEERING (Autonomous)
 Hosur - 635 109, Tamil Nadu.

415AET04

AIRCRAFT STRUCTURES - I

L T P C

3 0 0 3

COURSE OBJECTIVE

This course is designed

- a) To study the basics of aircraft structural parts functioning and different types of beams and columns
- b) To study various types of loading and support conditions with particular emphasis on aircraft structural components.
- c) To familiarize with failure theory and its real time applications
- d) To provide the students an understanding on the linear static analysis of determinate and indeterminate aircraft structural components.
- e) To provide the design process using different failure theories.

UNIT I INTRODUCTION TO AIRCRAFT STRUCTURES AND LOADS ON AIRCRAFT

9 Periods

Structural nomenclature-types of loads, load factor, aerodynamic loads, symmetric manoeuvre loads, Detail description and functions of structural components.

UNIT II STATICALLY DETERMINATE AND INDETERMINATE STRUCTURES

9 Periods

Analysis of plane Truss-Method of joints-3 D Truss-Plane frames-Composite beam.Propped Cantilever- Fixed-Fixed beams-Clapeyron's Three Moment Equation - Moment Distribution Method.

UNIT III ENERGY METHODS

9 Periods

Strain Energy due to axial, bending and torsional loads-Castiglione's theorems- Maxwell's Reciprocal theorem, Unit load method - application to beams, trusses, frames, rings, etc.

UNIT IV COLUMNS

9 Periods

Columns with various end conditions – Euler's Column curve – Rankine's formula - Column with initial curvature - Eccentric loading – South well plot – Beam column.

UNIT V FAILURE THEORY

9 Periods

Maximum Stress theory – Maximum Strain Theory – Maximum Shear Stress Theory – Distortion Theory- Maximum Strain energy theory – Application to aircraft Structural problems.

Total: 45Periods

COURSE OUTCOME

On successful completion of the course, student should be able to

- a) Apply knowledge of beams and columns to solve aeronautical engineering problems.
- b) Handle design and analysis of aircraft structural components.
- c) Understand the failure theory and its applications.
- d) Create a structure to carry the given load.


Chairman
Board of Studies
Faculty of Aeronautical Engineering
ADHIYAMAAN COLLEGE OF ENGINEERING (Autonomous)
Hosur - 635 109, Tamil Nadu.

- e) Examine the structural failures using failure theories

TEXT BOOK

1. Donaldson, B.K., "Analysis of Aircraft Structures on introduction", Cambridge university, Edition 2014
2. David j. peery, "Aircraft structures", Dover publication, Edition 2011.
3. N.C. Pandya, C.S. Shah, "Elements of Machine Design", Charotar Publishing House, 15th edition, 2009.

REFERENCE BOOKS

1. T H G Megson "Aircraft Structures for Engineering Students", 4th edition, Butterworth-Heinemann An imprint of Elsevier Science Edition 2006.
2. Timoshenko, S., "Strength of Materials", Vol. I and II, Princeton D. Von Nostrand Co, Edition 1990.
3. Peery, D.J., and Azar, J.J., Aircraft Structures, 2nd edition, McGraw – Hill, N.Y., 1999.

Course Outcome		PS O 1	PS O 2	PS O 3	P O 1	PO 2	PO 3	P O 4	PO 5	PO 6	P O 7	P O 8	P O 9	PO 10	PO 11	PO 12
Co1	Apply knowledge of beams and columns to solve aeronautical engineering problems.	3	1		3	2	3	1	3						1	
Co2	Handle design and analysis of aircraft structural components.	3	1		3	2	3	1	3						1	
Co3	Understand the failure theory and its applications.	3	1		3	2	3	1	3						1	
Co4	Create a structure to carry the given load.	3	1		3	2	3	1	3						1	
Co5	Examine the structural failures using failure theories		2		3	2	3	1	3						1	


Chairman
Board of Studies
Faculty of Aeronautical Engineering
ADHIYAMAAN COLLEGE OF ENGINEERING (Autonomous)
 Hosur - 635 109, Tamil Nadu.

415AET05

PROPULSION-I

L T P C
3 0 0 3

COURSE OBJECTIVE

This course is designed

- a) To build up necessary background for understanding the basics of aircraft propulsion.
- b) To understand the application of various experimental fluid mechanics correlations in propulsion.
- c) To understand the working principle of various GTE components like compressor, combustor, and Nozzles.
- d) To establish fundamental approach and application of jet engine components
- e) To analysis of flow phenomenon and estimation of thrust developed by jet engine.

UNIT I FUNDAMENTALS OF GAS TURBINE ENGINES

9 Periods

Illustration of working of gas turbine engine – The thrust equation – Factors affecting thrust – Effect of pressure, velocity and temperature changes of air entering compressor – Methods of thrust augmentation – Characteristics of turboprop, turbofan and turbojet – Performance characteristics.

UNIT II SUBSONIC AND SUPERSONIC INLETS FOR JET ENGINES

9 Periods

Internal flow and Stall in subsonic inlets – Boundary layer separation – Major features of external flow near a subsonic inlet – Relation between minimum area ratio and external deceleration ratio – Diffuser performance – Supersonic inlets Starting problem on supersonic inlets – Shock swallowing by area variation – External deceleration – Models of inlet operation.

UNIT III COMPRESSORS

9 Periods

Principle of operation of centrifugal compressor – Work done and pressure rise – Velocity diagrams – Diffuser vane design considerations – Concept of pre-whirl, rotation stall and surge – Elementary theory of axial flow compressor Velocity triangles – degree of reaction – Three dimensional – Air angle distributions for free vortex and constant reaction designs – Compressor blade design – Centrifugal and Axial compressor performance characteristics.

UNIT IV COMBUSTION CHAMBERS AND TURBINES

9 Periods

Classification of combustion chambers – Important factors affecting combustion chamber design – Combustion process – Combustion chamber performance – Effect of operating variables on performance – Flame tube cooling Flame stabilization – Use of flame holders. Different types of Aircraft Turbines, operation & Working Principles

UNIT V NOZZLES

9 Periods

Theory of flow in isentropic nozzles – nozzles and choking – Nozzle throat conditions – Nozzle efficiency Losses in nozzles – Over expanded and under – expanded nozzles – Ejector and variable area nozzles Interaction of nozzle flow with adjacent surfaces – Thrust reversal.

Total: 45 Periods


Chairman
Board of Studies
Faculty of Aeronautical Engineering
ADHIYAMAAN COLLEGE OF ENGINEERING (Autonomous)
Hosur - 635 109, Tamil Nadu.

COURSE OUTCOME

On successful completion of the course, students should be able to

- Understanding the basics of propulsion system and different types of air breathing engine used in A/C
- Understand the Performance of inlets, burners, nozzles, compressors and turbines.
- To design and executive numerical propulsion analysis.
- To apply ideal and actual cycle analysis to a gas turbine engine to relate thrust and fuel burn to component performance parameters.
- Understanding the workings of multistage compressor or turbine, and to be able to use velocity triangles and the Euler Turbine Equation to estimate the performance of a compressor or turbine stage.

TEXT BOOKS

- Cohen, H. Rogers, G.F.C. and Saravanamuttoo, "Gas Turbine Theory", Prentice Hall, 6th Edition 2008.
- Mathur, M.L & Sharma, R.P., "Gas Turbine, Jet and Rocket Propulsion", Std Publisher Delhi-Edi2010.
- Hill, P.G. & Peterson, C.R. "Mechanics & Thermodynamics of Propulsion" Pearson education (2009)


REFERENCE BOOKS

- Jack D. Mattingly, "Elements of propulsion: Gas Turbine and Rockets", AIAA Education series, 2006.
- Giampalo T. "Gas turbine Hand book", CRS Press, Edition2009.
- Hill, P.G. & Peterson, C.R. "Mechanics & Thermodynamics of Propulsion" Pearson India, 2nd Edition 2010

Course Outcome		PS O 1	PS O 2	PS O 3	P O 1	PO 2	PO 3	P O 4	PO 5	PO 6	P O 7	P O 8	P O 9	PO 10	PO 11	PO 12
Co1	Understanding the basics of propulsion system and different types of air breathing engine used in A/C	3	1		3	2	3	1	3						1	
Co2	Understand the Performance of inlets, burners, nozzles, compressors and turbines.	3	1		3	2	3	1	3						1	
Co3	To design and executive	3	1		3	2	3	1	3						1	


Chairman
Board of Studies
Faculty of Aeronautical Engineering
ADHIYAMAAN COLLEGE OF ENGINEERING (Autonomous)
Hosur - 635 109, Tamil Nadu.

	numerical propulsion analysis.														
Co4	To apply ideal and actual cycle analysis to a gas turbine engine to relate thrust and fuel burn to component performance parameters.	3	1		3	2	3	1	3						1
Co5	Understanding the workings of multistage compressor or turbine, and to be able to use velocity triangles and the Euler Turbine Equation to estimate the performance of a compressor or turbine stage.		2		3	2	3	1	3						1


Chairman
Board of Studies
Faculty of Aeronautical Engineering
ADHIYAMAAN COLLEGE OF ENGINEERING (Autonomous)
 Hosur - 635 109, Tamil Nadu.

415AEE06

Metal Joining Process and NDT

L	T	P	C
3	0	0	3

COURSE OBJECTIVE

This course is designed

- To understand the basics of Metal joining process
- To study various types of metal joining process and various types of joints
- To understand the concept of material testing and NDT
- To study and understand the various Non-Destructive Evaluation and Testing methods, theory and their industrial applications.
- To understand Composite materials and Damage Inspection

UNIT I BASICS OF METAL JOINING PROCESS

9 Periods

Introduction, History, Importance of Metal Joining Processes, Types of Metal joining processes, joining process as a manufacturing route. Relevance of joining process to metallurgy. Classification of joining process. Safety aspects in Metal joining processes.

UNIT II CONVENTIONAL METAL JOINING PROCESS

9 Periods

Introduction, classification of welding processes, Welding as compared to riveting and casting, Weld Joints & Metallurgy, Various types of weld joints & weld symbols, Standard location of elements of welding symbols, Heat affected zone and its properties. Soldering, brazing, adhesive bonding processes, Advantages and disadvantages of welding, Soldering, Brazing and Riveting

UNIT III ADVANCED METAL JOINING PROCESS

9 Periods

Radiant energy welding processes - equipment -electron beam welding (EBW) - laser beam welding (LBW) - applications of EBW and LBW- Friction Steel Welding- Ultrasonic welding, Under water welding, Industrial applications of Modern Welding Processes Defects in welding.

UNIT IV MATERIAL TESTING

9 Periods

Testing of Materials- Tensile testing, compression testing - Hardness Testing. Testing of Materials- Impact testing, Fatigue testing, Creep.

UNIT V NON DESTRUCTIVE TESTING

9 Periods

Visual Inspection and Eddy current testing, liquid penetration testing, Magnetic particle testing, Radiographic testing, Ultra sonic testing, Composite Damage Inspection, X-Ray Technique, SEM, Dye Penetration Test.

Total: 45 Periods

COURSE OUTCOME

On successful completion of the course student should be able to

- Apply the knowledge of metal joining process and its applications to engineering field
- Understand the concept of welding, riveting and soldering.
- Evaluate the testing of materials and estimate different types of metal joining process


Chairman
Board of Studies
Faculty of Aeronautical Engineering
ADHIYAMAAN COLLEGE OF ENGINEERING (Autonomous)
Hosur - 635 109, Tamil Nadu.

- d) Students will be able to understand the concept of Ultrasonic Testing and Acoustic Emission
 e) Understand the concept of Radiography

TEXT BOOKS

1. The Metallurgy of Welding, Brazing and Soldering – J.F. Lancaster, George Alien and Unwin Ltd., London Edition 2012
2. Welding Technology- O.P. Khanna Khanna Pub, Edition 2011
3. Ravi Prakash, "Non-Destructive Testing Techniques", 1st revised edition, New Age International Publishers, 2010

REFERENCE BOOKS

1. P.N. Rao, "Manufacturing Technology", Vol. II, Tata McGraw Hill. Edition 2011
2. S V Nadkarni, Modern Arc Welding Technology, Ador Welding Limited, Edition 2010, New Delhi
3. Paul E Mix, "Introduction to Non-destructive testing: a training guide", Wiley, 2 nd Edition New Jersey, 2005

Course Outcome		PS O 1	PS O 2	PS O 3	P O 1	PO 2	PO 3	P O 4	PO 5	PO 6	P O 7	P O 8	P O 9	PO 10	PO 11	PO 12
Co1	Apply the knowledge of metal joining process and its applications to engineering field	3	1		3	2	3	1	3						1	
Co2	Understand the concept of welding, riveting and soldering.	3	1		3	2	3	1	3						1	
Co3	Evaluate the testing of materials and estimate different types of metal joining process	3	1		3	2	3	1	3						1	
Co4	Students will be able to understand the concept of Ultrasonic Testing and Acoustic Emission	3	1		3	2	3	1	3						1	
Co5	Understand the concept of Radiography		2		3	2	3	1	3						1	


Chairman
Board of Studies
Faculty of Aeronautical Engineering
ADHIYAMAAN COLLEGE OF ENGINEERING (Autonomous)
 Hosur - 635 109, Tamil Nadu.

COURSE OBJECTIVE

To study experimentally the load deflection characteristics structural materials under different types of loads.


LIST OF EXPERIMENTS

1. Determination of Young's modulus of steel using mechanical extensometers.
2. Determination of Young's modulus of aluminum using electrical extensometers
3. Determination of Strain in AL, MS and SS Using Electrical Strain Guage Setup
4. Determination of forces in statically indeterminate force system.
5. Deflection of beams with various end conditions.
6. Verification of Maxwell's Reciprocal theorem & principle of superposition
7. Column – Testing
8. Verification of Castiglione's theorem
9. Testing of Riveted Joints.
10. Determination of membrane stresses in a thin cylinder under internal pressure.

Total: 45 Periods

LIST OF EQUIPMENTS
(For a batch of 36 students)

Sl. No.	Equipment's	Qty	Experiments No.
1.	Universal Testing Machine	1	1,2,9
2.	Mechanical Extensometer	1	1
3.	Electrical strain gauge	10	2, 4, 10
4.	Hinged bar suspended by two wires of different materials.	1	4
5.	Strain indicator	2	2,3, 4, 10
6.	Dial Gauges	10	5, 6, 8
7.	Beam Test set up with various end conditions	2	5, 6, 8
8.	Column Test Apparatus	1	8
9.	Thin walled pressure vessel	1	10


Chairman
Board of Studies
Faculty of Aeronautical Engineering
ADHIYAMAAN COLLEGE OF ENGINEERING (Autonomous)
 Hosur - 635 109, Tamil Nadu.

Course Outcomes

After successful completion of this course, the students should be able to

1. Identify statically determinate and indeterminate structures.
2. Analyze the response of statically indeterminate structures under various loading conditions.
3. Determine the reactions of structures using strain energy concept.
4. Identify different numerical methods available to solve a single structural problem.
5. Examine the structural failures using failure theories.

Course Outcome		PS O 1	PS O 2	PS O 3	P O 1	PO 2	PO 3	P O 4	PO 5	PO 6	P O 7	P O 8	P O 9	PO 10	PO 11	PO 12
Co1	Identify statically determinate and indeterminate structures.	3	1		3	2	3	1	3						1	
Co2	Analyze the response of statically indeterminate structures under various loading conditions	3	1		3	2	3	1	3						1	
Co3	Determine the reactions of structures using strain energy concept	3	1		3	2	3	1	3						1	
Co4	Determine the reactions of structures using strain energy concept	3	1		3	2	3	1	3						1	
Co5	Examine the structural failures using failure theories		2		3	2	3	1	3						1	


Chairman
Board of Studies
Faculty of Aeronautical Engineering
ADHIYAMAAN COLLEGE OF ENGINEERING (Autonomous)
 Hosur - 635 109, Tamil Nadu.

415AEP08

Aerodynamics Laboratory

L T P C
0 0 2 1

COURSE OBJECTIVE

To familiarize the students in basic aerodynamics and use of wind tunnels.

LIST OF EXPERIMENTS

1. Pressure distribution over circular cylinder.
2. Pressure distribution over airfoil and estimation of C_L and C_D .
3. Force measurement using wind tunnel balance.
4. Pressure Distribution over an symmetric Airfoil
5. Pressure Distribution on a cylinder
6. Pressure Distribution over a sphere
7. Estimation of aerodynamics characteristics of NACA0012 airfoil
8. Flow visualization in water flow channel
9. Shadow graph system to visualize the flows
10. Torque measurement using wind tunnel on symmetrical airfoil

Total: 45 Periods

COURSE OUTCOME

- a) To understand the pressure distribution of circular cylinder and over airfoil, C_L and C_D
- b) Study the wind tunnel balance and pressure distribution on symmetrical airfoil
- c) Analyze pressure over an sphere and aerodynamics characteristics of NACA0012
- d) Understand the visualization in water flow channel
- e) Analyze the measurement using wind tunnel on symmetrical airfoil

LIST OF EQUIPMENT

(For a batch of 36 students)

Sl. No.	Items	Quantity	Experiment No.
1.	Blower, Balance and small aspect ratio model	1 each.	1
2.	Water flow channel & models	1 set	2
3.	Subsonic wind tunnel	1 No.	3, 4,5,6,7
4.	Smoke apparatus and rake	1 each.	3


Chairman
Board of Studies
Faculty of Aeronautical Engineering
ADHIYAMAAN COLLEGE OF ENGINEERING (Autonomous)
Hosur - 635 109, Tamil Nadu.

5.	Manometer, Pitot-Static tube	1 No.	4,5,6
6.	Circular cylinder and Aerofoil pressure distribution models	1 each	5,6
7.	Wind tunnel strain gauge balance	1 No.	7
8.	Supersonic wind tunnel, Mercury manometer	1 No.	8,9,10
9.	Schlieren system and Shadow graph system	1 No.	9,10
10.	Sharp nosed and Blunt nosed models	1 No. each	9,10

Course Outcome		PS O 1	PS O 2	PS O 3	P O 1	PO 2	PO 3	P O 4	PO 5	PO 6	P O 7	P O 8	P O 9	PO 10	PO 11	PO 12
Co1	To know the broad view of the space technology with regard to rocket propulsion.	3	1		3	2	3	1	3						1	
Co2	To understand the basic knowledge about satellite orbits, satellite dynamics and orbital elements	3	1		3	2	3	1	3						1	
Co3	To know the different cases of satellite orbit transfer, orbit perturbations and Basic of rocket flight dynamics, and ballistic missile trajectories.	3	1		3	2	3	1	3						1	
Co4	Estimate the trajectory/orbit of a space vehicle or a satellite in a suitable coordinate system.	3	1		3	2	3	1	3						1	
Co5	Perform orbit perturbation analysis for satellite orbits.		2		3	2	3	1	3						1	


Chairman
Board of Studies
Faculty of Aeronautical Engineering
ADHIYAMAAN COLLEGE OF ENGINEERING (Autonomous)
Hosur - 635 109, Tamil Nadu.

415AEP09

Aircraft Component Drawing Laboratory

L T P C
0 0 2 1

COURSE OBJECTIVE

To introduce the concept of design of basic structural components and to draft both manually and using modelling package.

LIST OF EXPERIMENTS

1. Design and Drafting of riveted joints
2. Design and Drafting of welded joints.
3. Design and Drafting Control Components Cam
4. Design and Drafting Control Components Bell Crank
5. Design and Drafting Control Components Gear
6. Design and Drafting Control Components Push-pull rod
7. Three view diagram of a typical aircraft
8. Layout of typical wing structure.
9. Layout of typical fuselage structure.
10. Layout of Control System

COURSE OUTCOME

- a) Understand the design and drafting of riveted joint and welded joint
- b) Analyze the design and drafting of control components cam and control components bell crank
- c) To study design and drafting control components gear and push pull rod
- d) To understand the diagram of typical aircraft and wing structure
- e) Analyze the fuselage structure and control system

Total : 45 Periods

LIST OF EQUIPMENT (For a batch of 36 students)

SL.NO	EQUIPMENT'S	QUANTITY	EXPERIMENTS NO.
1	Drawing Boards, Drafting machines	36	1, 5


Chairman
Board of Studies
Faculty of Aeronautical Engineering
ADHIYAMAAN COLLEGE OF ENGINEERING (Autonomous)
Hosur - 635 109, Tamil Nadu.

Course Outcome		PS O 1	PS O 2	PS O 3	P O 1	PO 2	PO 3	P O 4	PO 5	PO 6	P O 7	P O 8	P O 9	PO 10	PO 11	PO 12
Co1	Able to apply fundamentals of mechanism for the design of new mechanisms and analyse them for optimum design.	3	1		3	2	3	1	3						1	
Co2	An ability to analyze the gear and cam mechanisms.	3	1		3	2	3	1	3						1	
Co3	An ability to use different mechanisms and Torsion vibration in aircraft systems.	3	1		3	2	3	1	3						1	
Co4	Understand the importance of Governors and Gyroscopic effects.	3	1		3	2	3	1	3						1	
Co5	Understand the importance of vibration		2		3	2	3	1	3						1	


Chairman
Board of Studies
Faculty of Aeronautical Engineering
ADHIYAMAAN COLLEGE OF ENGINEERING (Autonomous)
 Hosur - 635 109, Tamil Nadu.

PRE-REQUISITE:- Knowledge of Aircraft Structures I

COURSE OBJECTIVE

The Students will be able to

- Study the behavior of various aircraft structural components under different types of loads.
- Describe forces acting on structural members and to study the shear flow in open and closed sections
- Understand the Buckling of Plates with Crippling Stresses and different methods
- Analyze the stress in wing and fuselage with Shear and bending moment.
- To describe the stress analysis in wing and fuselage

UNIT I BENDING STRESS

9 Periods

Bending stresses in beams of symmetrical sections – Bending of symmetric sections with Skew Loads and unsymmetrical sections with Skew Loads. Numerical Problems.

UNIT II SHEAR FLOW IN OPEN SECTIONS

9 Periods

Thin walled beams, Concept of shear flow, shear Centre, Elastic axis. With one axis of symmetry, with wall effective and ineffective in bending, unsymmetrical beam sections.

UNIT III SHEAR FLOW IN CLOSED SECTIONS

9 Periods

Bredt – Batho formula, Single and multi – cell structures. Approximate methods. Shear flow in single & multi-cell structures under torsion. Shear flow in single and multi-cell under bending with walls effective and ineffective.

UNIT IV BUCKLING OF PLATES

9 Periods

Introduction to theory of plates & shells. Rectangular sheets under compression, Local buckling stress of thin walled sections, Crippling stresses by Needham's and Gerard's methods, Thin walled column strength. Sheet stiffener panels. Effective width, inter rivet and sheet wrinkling failures.

UNIT V STRESS ANALYSIS IN WING AND FUSELAGE

9 Periods

Procedure – Shear and bending moment distribution for semi cantilever and other types of wings and fuselage, thin webbed beam. With parallel and non-parallel flanges, Shear resistant web beams, Tension field web beams (Wagner's).

TOTAL: 45 Periods

COURSE OUTCOME

Upon successful completion of the course, students will be able to

- Understand the behavior of various aircraft structural components under different types of loads
- Build the Knowledge about shear flow in open and closed sections of aircraft structural parts
- Apply the concept of Buckling and Crippling stresses with different methods
- Simplify the Analysis of the stress in wing and fuselage with Shear and bending moment.
- To understand the stress analysis in wing and fuselage


Chairman
Board of Studies
Faculty of Aeronautical Engineering
ADHIYAMAAN COLLEGE OF ENGINEERING (Autonomous)
 Hosur - 635 109, Tamil Nadu.

TEXT BOOKS

1. Megson T.M.G "Aircraft Structures for Engineering Students" published by Edward Arnold 2014.
2. D.J Peery and J.J. Azar "Aircraft Structures", published by McGraw-Hill, N.Y.2012.

REFERENCE BOOKS

1. E.H. Bruhn, published "Analysis and Design of Flight vehicles Structures" by Tri-State off set company, USA, 2004.
2. S.P. Timoshenko and S.W. Krieger, "Theory of Plates and Shells" published by McGraw Hill 2014.
3. C.T.Sun "Mechanics of Aircraft Structures" 4th Edition, Prentice Hall India, 2015.

Course Outcome		PS O 1	PS O 2	PS O 3	P O 1	PO 2	PO 3	P O 4	PO 5	PO 6	P O 7	P O 8	P O 9	PO 10	PO 11	PO 12
Co1	Understand the behavior of various aircraft structural components under different types of loads	3	1		3	2	2	1	3						2	
Co2	Build the Knowledge about shear flow in open and closed sections of aircraft structural parts	3	1		2	1	2	1	3						2	
Co3	Apply the concept of Buckling and Crippling stresses with different methods	3	1		3	2	3	11	3						2	
Co4	Simplify the Analysis of the stress in wing and fuselage with Shear and bending moment.	3	1		3	1	1	1	3						2	
Co5	To understand the stress analysis in wing and fuselage		2		3	2	2	1	3						2	


 Chairman
 Board of Studies
 Faculty of Aeronautical Engineering
 ADHIYAMAAN COLLEGE OF ENGINEERING (Autonomous)
 Hosur - 635 109, Tamil Nadu.

PRE-REQUISITE :- Knowledge of Aerodynamics and Elements of Aeronautics

COURSE OBJECTIVE

The Students will be able to

- Study the Basics of Flight Performance under various conditions
- Describe the various climbing and turning performance of an aircraft
- Learn the condition for minimum drag and minimum power in an aircraft.
- Understand the Special performances of an aircraft engines and to study about propellers
- To Describe the propellers and various performance of propellers

UNIT I FLIGHT PERFORMANCE

9 Periods

Streamlined and bluff bodies, aerofoil classification, Aerofoil characteristics, Pressure distribution around aerofoil's. Types of drag, Effects of Reynolds's number on skin friction and pressure drag, Drag reduction of airplanes. , Induced drag, Chordwise and spanwise pressure distribution. Aspect ratio, Camber and plan form characteristics, drag polar.

UNIT II STEADY FLIGHT

9 Periods

Steady level flight, Thrust/power, available and required with altitude Estimation of maximum level flight speed, conditions for minimum drag and minimum power, maximum range and gliding.

UNIT III CLIMBING AND TURNING PERFORMANCE

9 Periods

Minimum rate of skin a glide, Take off power, Rate of glide, Shallow angle of climb, Rate of climb, time to climb and ceilings, Glide hodograph. Bank angle and load factor, Limitations on turn, Pull up and push over, the v-n diagram.

UNIT IV SPECIAL PERFORMANCE

9 Periods

Aero Engine (Piston, Jet) Range and endurance of jet and propeller type of airplanes estimation of take-off and landing distance. High lift devices, Use of thrust augmentation and reverse thrust.

UNIT V PROPELLERS

9 Periods

Froude momentum and blade element theories, Propeller coefficients, Use of propeller charts, performance of fixed and variable pitch propeller.

Total: 45 Periods

COURSE OUTCOME:

Upon completion of this course, students will be able to

- Apply the knowledge of Basics of Flight Performance under various conditions to Aircraft industry.
- Understand the various climbing and turning performance of an aircraft
- Analyze the condition for minimum drag and minimum power in an aircraft.
- Examine the Special performances of an aircraft engines and to study about propellers.
- Build the knowledge of propeller and about the performance of propeller

TEXT BOOKS:

- John D. Anderson," Aircraft performance and design", Tata McGraw hill publications, Sixth Edition, 2014.
- Houghton, E.L., and Carruthers, N.B.," Aerodynamics for engineering students", Edward Arnold Publishers, Fifth Edition, 2013.



Chairman
Board of Studies
Faculty of Aeronautical Engineering
ADHIYAMAAN COLLEGE OF ENGINEERING (Autonomous)
Hosur - 635 109, Tamil Nadu.

REFERENCES:

1. L.J.Clancy, "Aerodynamics", Pitman, Eleventh Edition, 2015.
2. Kuethe, A.M., and Chow, C.Y., "Foundations of Aerodynamics", John Wiley & Sons, Second Edition, 2007.
3. AC Kermode, "Flight without Formula", McGraw hill, Fifth Edition, 2013

Course Outcome		PS O 1	PS O 2	PS O 3	P O 1	PO 2	PO 3	P O 4	PO 5	PO 6	P O 7	P O 8	P O 9	PO 10	PO 11	PO 12
Co1	Apply the knowledge of Basics of Flight Performance under various conditions to Aircraft industry.	3	1		3	2	3	1	3						1	
Co2	Understand the various climbing and turning performance of the aircraft.	3	1		3	2	3	1	3						1	
Co3	Analyze the condition for minimum drag and minimum power in an aircraft.	3	1		3	2	3	1	3						1	
Co4	Build the knowledge of the propeller and about the performance of the propeller	3	1		3	2	3	1	3						1	
Co5	Build the knowledge of propeller and about the performance of propeller		2		3	2	3	1	3						1	


Chairman
Board of Studies
Faculty of Aeronautical Engineering
ADHIYAMAAN COLLEGE OF ENGINEERING (Autonomous)
 Hosur - 635 109, Tamil Nadu.

PRE-REQUISITE :- Knowledge of Aerodynamics-I

COURSE OBJECTIVE

The Students will be able to

- Understand the behavior of airflow both internal and external in compressible flow regime with particular emphasis on supersonic flows.
- Analyze the various concepts of shockwaves and Expansion waves
- Study the High Speed flows in airfoils with Critical Mach numbers and Characteristics of wings
- Describe different types of Wind tunnels with shock tubes for flow visualization
- To study the high speed wind tunnels and classification of tunnels

UNIT I ONE DIMENSIONAL COMPRESSIBLE FLOW

9 Periods

Energy, Momentum, continuity and state equations, velocity of sound, adiabatic steady state flow equations, Flow through converging, diverging passages, Performance under various back pressures.

UNIT II NORMAL, OBLIQUE SHOCKS AND EXPANSION WAVES

9 Periods

Prandtl equation and Rankine – Hugoniot relation, Normal shock equations, Pitot static tube, corrections for subsonic and supersonic flows, Oblique shocks and corresponding equations, Hodograph and pressure turning angle, shock polars, flow past wedges and concave corners, strong, weak and detached shocks, Rayleigh and Fanno Flow. Flow past convex corners, two dimensional supersonic nozzle contours.

UNIT III DIFFERENTIAL EQUATIONS OF MOTION FOR STEADY COMPRESSIBLE FLOWS

9 Periods

Small perturbation potential theory, solutions for supersonic flows, Mach waves and Mach angles, Prandtl-Glauert affine transformation relations for subsonic flows, Linearised two dimensional supersonic flow theory, Lift, drag pitching moment and center of pressure of supersonic profiles.

UNIT IV AIRFOIL IN HIGH SPEED FLOWS

9 Periods

Lower and upper critical Mach numbers, Lift and drag divergence, shock induced separation, Characteristics of swept wings, Effects of thickness, camber and aspect ratio of wings, Transonic area rule, Tip effects.

UNIT V HIGH SPEED WIND TUNNELS

9 Periods

Blow down, in draft and induction tunnel layouts and their design features, Transonic, supersonic and hypersonic tunnels and their peculiarities, Helium and gun tunnels, Shock tubes, Optical methods of flow visualization.

TOTAL: 45 Periods

COURSE OUTCOMES:

Upon completion of the course, students are able to

- Categorize the behavior of airflow both internal and external in compressible flow regime with particular emphasis on supersonic flows.
- Compare the various concepts of shockwaves and Expansion waves
- Apply the knowledge for High Speed flows in airfoils with Critical Mach numbers
- Understand the different types of Wind tunnels with shock tubes
- To understand high speed wind tunnels and its classification


 Chairman
 Board of Studies
 Faculty of Aeronautical Engineering
 ADHIYAMAAN COLLEGE OF ENGINEERING (Autonomous)
 Hosur - 635 109, Tamil Nadu.

TEXT BOOKS:

1. Rathakrishnan, E., "Gas Dynamics", Prentice Hall of India, Sixth Edition, 2013.
2. John D Anderson Jr "Compressible flow" Tata McGraw hill Publication, Eighth Edition, 2014

REFERENCES:

1. Shapiro, A.H., "Dynamics and Thermodynamics of Compressible Fluid Flow", Ronold Press, 2012.
2. Zucrow, M.J. and Anderson, J.D., "Elements of gas dynamics", McGraw-Hill Book Co., New York, 2009.
3. John D Anderson Jr "Introduction to Flight" Tata McGraw hill Publication, Eighth Edition, 2014

Course Outcome		PS O 1	PS O 2	PS O 3	P O 1	PO 2	PO 3	P O 4	PO 5	PO 6	P O 7	P O 8	P O 9	PO 10	PO 11	PO 12
Co1	Categorize the behavior of airflow both internal and external in compressible flow regime with particular emphasis on supersonic flows.	3	3		3	2	3	1	3		2		3		1	
Co2	Compare the various concepts of shockwaves and Expansion waves	3	3	2	2	2	3	1	3			2			1	2
Co3	Apply the knowledge for High Speed flows in airfoils with Critical Mach numbers	3	3	2	3	2	2	1	3	1					1	3
Co4	Understand the different types of Wind tunnels with shock tubes	3	3		3	2	3	1	2		2		3		2	
Co5	To understand high speed wind tunnels and its classification	3	2		3	2	3	1	3			3	2		1	


Chairman
Board of Studies
Faculty of Aeronautical Engineering
ADHIYAMAAN COLLEGE OF ENGINEERING (Autonomous)
 Hosur - 635 109, Tamil Nadu.

COURSE OBJECTIVE:

The Students will be able to

- Understand the necessary background of the Aircraft Propulsion and Rocket propulsion systems
- Study the application of various propellant systems and their properties
- Learn the Various propulsion system, Performances and Advantages of those systems
- Categorize different types of propulsion systems and concepts applied in nozzle propulsion
- To understand the advanced propulsion systems and its types of propulsion system

UNIT I GAS TURBINES**9 Periods**

Impulse and reaction blading of gas turbines – Velocity triangles and power output Elementary theory – Vortex theory – Choice of blade profile, pitch and chord – Estimation of stage performance – Limiting factors in gas turbine design- Overall turbine performance – Methods of blade cooling – Matching of turbine and compressor – Numerical problems.

UNIT II RAMJET AND SCRAMJET PROPULSION:**9 Periods**

Operating principle – Sub critical, critical and supercritical operation – Combustion in ramjet engine – Ramjet performance – Sample ramjet design calculations – Introduction to scramjet – Preliminary concepts in supersonic combustion – Integral ram- rocket- Numerical problems.

UNIT III ROCKET PROPULSION**9 Periods**

Operating principle – Specific impulse of rocket – internal ballistics- Rocket nozzle classification – Rocket performance considerations – Liquid Cooling, Ablative cooling, Film cooling, Solid Propellants, Liquid Propellants - Numerical Problems.

UNIT IV CHEMICAL ROCKETS**9 Periods**

Solid propellant rockets – Selection criteria of solid propellants – Important hardware components of solid rockets – Propellant grain design considerations – Liquid propellant rockets – Selection of liquid propellants – Thrust control in liquid rockets – Cooling in liquid rockets – Limitations of hybrid rockets – Relative advantages of liquid rockets over solid rockets- Numerical Problems.

UNIT V ADVANCED PROPULSION SYSTEMS**9 Periods**

Electric rocket propulsion System – Ion propulsion System – Nuclear rocket propulsion System – Nuclear Thermal rocket Types – Solar sail- Preliminary Concepts in nozzle less propulsion.

TOTAL: 45 Periods**COURSE OUTCOME**

Upon completion of the course, students will be able to

- Learn the concept Aircraft and Rocket propulsion systems
- Classify the applications of various propellant systems and their properties
- Analyze various propulsion systems, Performances and Advantages and apply the knowledge in Propulsion field.
- Classify different types of propulsion systems and concepts applied in nozzle propulsion
- Understand the types of propulsion and advance propulsion system



Chairman
Board of Studies
Faculty of Aeronautical Engineering
ADHIYAMAAN COLLEGE OF ENGINEERING (Autonomous)
Hosur - 635 109, Tamil Nadu.

TEXT BOOKS

1. Sutton, G.P., "Rocket Propulsion Elements", John Wiley & Sons Inc., New York, 9th Edition. 2014.
2. Hill, P.G. & Peterson, C.R. "Mechanics & Thermodynamics of Propulsion" Addison – Wesley Longman INC, 2nd illustrated reprint edition, 2012.

REFERENCES

1. H. Cohen, G. F. C, Rogers, and H. I. H. Saravana muttoo, *Gas Turbine Theory*, Pearson Education India, 2011.
2. David r. Greatrix, "powered flight: the engineering of aerospace propulsion", springer science & business media, illustrated edition ,2012

Course Outcome		PS O 1	PS O 2	PS O 3	P O 1	PO 2	PO 3	P O 4	PO 5	PO 6	P O 7	P O 8	P O 9	PO 10	PO 11	PO 12
Co1	Learn the concept Aircraft and Rocket propulsion systems	3	1		3	2	3	1	3		1				1	
Co2	Classify the applications of various propellant systems and their properties	3	1	1	3	2	3	1	3			3			1	
Co3	Analyze various propulsion systems, Performances and Advantages and apply the knowledge in Propulsion field	3	2		3	2	3	2	3	2			3		3	
Co4	Classify different types of propulsion systems and concepts applied in nozzle propulsion	3	1		3	2	3	2	2			1	1		1	2
Co5	Understand the types of propulsion and advance propulsion system	3	2		3	2	3	1	3		2				1	2


Chairman
Board of Studies
Faculty of Aeronautical Engineering
ADHIYAMAAN COLLEGE OF ENGINEERING (Autonomous)
Hosur - 635 109, Tamil Nadu.

COURSE OBJECTIVES :

The Students will be able to

- Understand the civil air rules and regulations which are being followed by Directorate General of Civil Aviation.
- Learn about the maintenance certification for the airworthiness of the aircraft.
- Gain the knowledge on basics of airworthiness and certification and health monitoring
- Analyze Flight evaluation and Testing Procedures

UNIT I AIRWORTHINESS AND PROCEDURE**9 Periods**

Responsibilities of operators / owners- Procedure of CAR issue, amendments. Objectives and targets of airworthiness directorate; Airworthiness regulations and safety oversight of engineering activities of operators list.

UNIT II AIRCRAFT MAINTENANCE**9 Periods**

Investigation, analysis, rectification and defect reporting and monitoring Analytical study of in-flight readings& recordings; Maintenance control by reliability Method. Aircraft maintenance programmer& their approval; Maintenance of fuel and oil uplift and consumption records – Light aircraft engines; Fixing routine maintenance periods– Initial & revisions.

UNIT III AIRWORTHINESS AND CERTIFICATION**9 Periods**

Air worthiness and continued air worthiness ,Procedure relating to registration of aircraft; Procedure for issue / revalidation of Type Certificate of aircraft and its engines / propeller; Issue / revalidation of Certificate of Airworthiness; Requirements for renewal of Certificate of Airworthiness.

UNIT IV HEALTH AND USAGE MONITORING**9 Periods**

On condition of AME License, its classification, experience requirements, Mandatory, Modifications / Inspections. On condition maintenance of reciprocating engines;

UNIT V FLIGHT EVALUATION**9 Periods**

Flight testing of aircraft, Registration Markings of aircraft; Weight and balance control of an aircraft; Provision of first aid kits & Physician's kit in an aircraft; Use furnishing materials in an aircraft; Concessions; Aircraft log books; Document to be carried on board on Indian registered aircraft; Procedure for issue of tax permit; Procedure for issue of type approval of aircraft components and equipment including instruments.


Total: 45 Periods**COURSE OUTCOMES**

Upon completion of this course, students will be able to

- Apply the knowledge of Airworthiness regulations and CAR procedures which are being followed by DGCA.
- Understand the Issuing of Airworthiness certificate and its requirements of aircraft
- Clear analysis of aircraft maintenance.
- Determine the Flight evaluation and Testing Procedures techniques for further applications
- Classification of maintenance of reciprocating engines

TEXT BOOKS

- "Civil Aviation Requirements with latest Amendment (Section 2 Airworthiness)" Published by DGCA, The English Book Store, 17-1, Connaught Circus, New Delhi 2013.
- Aeronautical Information Circulars (relating to Airworthiness) from DGCA 2000.


 Chairman
 Board of Studies
 Faculty of Aeronautical Engineering
 ADHIYAMAAN COLLEGE OF ENGINEERING (Autonomous)
 Hosur - 635 109, Tamil Nadu.

REFERENCES

1. "Aircraft Manual (India) Volume" – Latest Edition, the English Book Store, 17-1Connaught Circus, New Delhi 2013.
2. Brimmd.j. boggesh, "aircraft maintenance", pitman publishing corp. New york, 2013
3. Pollock A.A., Acoustic Emission in Acoustics and Vibration Progress, Ed. Stephens R.W.B., Chapman and Hall, 2006.

Course Outcome		PS O 1	PS O 2	PS O 3	P O 1	PO 2	PO 3	P O 4	PO 5	PO 6	P O 7	P O 8	P O 9	PO 10	PO 11	PO 12
Co1	Apply the knowledge of Airworthiness regulations and CAR procedures which are being followed by DGCA	3	1		3	2	2	1	3		2		3		1	
Co2	Understand the Issuing of Airworthiness certificate and its requirements of aircraft	3	1	2	3	2	2	1	3	2			2		1	3
Co3	Clear analysis of aircraft maintenance	3	1		3	2	3	1	3			1			1	2
Co4	Determine the Flight evaluation and Testing Procedures techniques for further applications	3	1		3	2	3	1	3		2		3		1	
Co5	Classification of maintenance of reciprocating engines	3	2		3	2	3	1	3	2					1	


 Chairman
 Board of Studies
 Faculty of Aeronautical Engineering
 ADHIYAMAAN COLLEGE OF ENGINEERING (Autonomous)
 Hosur - 635 109, Tamil Nadu.

515AEE10

Aircraft Control Engineering

L T P C
3 0 0 3

COURSE OBJECTIVES

The Students are able to

- Understand the Feedback control systems and representation of control systems.
- Define the basic concepts of Mechanical and electrical components, Development of flight Control systems.
- Learn the Characteristic Equation and Functions of control system with Sample data Systems.
- Analyze the concept of stability, bode techniques with frequency response

UNIT I INTRODUCTION

9 Periods

Historical review – Simple pneumatic, hydraulic and thermal systems, Series and parallel systems, Analogies –Mechanical and electrical components, Development of flight control systems.

UNIT II OPEN AND CLOSED LOOP SYSTEMS

9 Periods

Feedback control systems – Block diagram representation of control systems, Reduction of block diagrams, Output to input ratios, Signal flow graph.

UNIT III CHARACTERISTIC EQUATION AND FUNCTIONS

9 Periods

Laplace transformation, Response of systems to different inputs viz., Step input, impulse, ramp, parabolic and sinusoidal inputs, Time response of first and second order systems, steady state errors and error constants of unity feedback circuit.

UNIT IV CONCEPT OF STABILITY

9 Periods

Necessary and sufficient conditions, Routh – Hurwitz criteria of stability, Root locus and Bode techniques, Concept and construction, frequency response.

UNIT V SAMPLED DATA SYSTEMS

9 Periods

Introduction to digital control system, Digital Controllers and Digital PID Controllers.

TOTAL: 45 Periods

COURSE OUTCOME

Upon completion of the course, students are able to

- Describe the Feedback control systems and representation of control systems
- Analyze the basic concepts of Mechanical and electrical components with the Development of flight Control systems
- Apply the knowledge of Characteristic Equation and Functions of control system with Sample data Systems An ability to understand the aircraft stability analysis.
- Learn the concept of stability, bode techniques with frequency response

Text Books

- Ogato, Modern Control Engineering, Prentice – Hall of India Pvt. Ltd. New Delhi, 2013.
- M. Gopal, Control Systems, Principles and design – Tata McGraw-Hill Publication, New Delhi, 2014.


Chairman
Board of Studies
Faculty of Aeronautical Engineering
ADHIYAMAAN COLLEGE OF ENGINEERING (Autonomous)
Hosur - 635 109, Tamil Nadu.

References

1. J. J. D. Azzo and C. H. Houpis, Feedback control system analysis and synthesis, McGraw – Hill International, 6th Edition, 2014.
2. B. C. Kuo, Automatic control systems, Prentice – Hall of India Pvt. Ltd., New Delhi, 2012.

Course Outcome		PS O 1	PS O 2	PS O 3	P O 1	PO 2	PO 3	P O 4	PO 5	PO 6	P O 7	P O 8	P O 9	PO 10	PO 11	PO 12
Co1	Describe the Feedback control systems and representation of control systems	3	1		3	2	3	1	3						1	
Co2	Analyze the basic concepts of Mechanical and electrical components with the Development of flight Control systems	3	1		3	2	3	1	3						1	
Co3	Apply the knowledge of Characteristic Equation and Functions of control system with Sample data Systems An ability to understand the aircraft stability analysis	3	1		3	2	3	1	3						1	
Co4	Learn the concept of stability, bode techniques with frequency response	3	1		3	2	3	1	3						1	
Co5			2		3	2	3	1	3						1	


 Chairman
 Board of Studies
 Faculty of Aeronautical Engineering
 ADHIYAMAAN COLLEGE OF ENGINEERING (Autonomous)
 Hosur - 635 109, Tamil Nadu.

COURSE OBJECTIVE

The Students will be able to

- Determine the Bending in Symmetric and Unsymmetrical Sections
- Find the shear center location for open and closed sections
- Conduct Experiment on photo elastic techniques and vibration of beams
- Test flexibility matrix for cantilever beam and Beam with combined loading
- Find the elastic materials and stresses in circular, beams using photo elastic techniques
- Determine the measurement of vibration of beams and tension field beam experiment

LIST OF EXPERIMENTS

- Determination of Unsymmetrical bending of different materials using bend test set up.
- Determination of Shear center location for open sections
- Determination of Shear center location for closed sections
- Experiment on Constant strength beam
- Finding out flexibility matrix for cantilever beam
- Testing of Beam with combined loading
- Calibration of Photo- elastic materials
- Determination of Stresses in circular discs and beams using photo elastic techniques
- Measurement of Vibrations of beams
- Wagner beam – Tension field beam experiments.

TOTAL: 45 Periods

COURSE OUTCOME

Upon completion of the course, students will be able to

- Find the Bending in Symmetric and Unsymmetrical Sections
- Compute the shear center location for open and closed sections
- Calculate the Stress values of photo elastic techniques and vibration of beams
- Analyze the Experiments on flexibility matrix for cantilever beam and Beam with combined loading
- Calculate the elastic material of calibration of photo and beams (photo elastic techniques)
- Analyze the vibration of beams and tension field beams

LIST OF EQUIPMENTS

(for a batch of 36 students)

Sl.No	Details of Equipments	Qty Req.	Experiment No.
1.	Unsymmetrical sections like 'Z' sections	2	1, 2, 3
2.	Channel section and angle section	2	1, 2, 3
3.	Dial gauges	10	1, 2, 3
4.	Weights 1Kg	12	1, 2, 3
5.	Weights 2 Kg	10	1,2,3
6.	Beam Test Set – up	2	1, 2, 3
7.	Strain indicator and strain gauges	One set	4,5,6
8.	Photo – elastic apparatus	1	7,8
9.	Amplifier	2	9
10.	Exciter	2	9
11.	Oscilloscope	2	9
12.	Wagner beam set up	1	10


Chairman
Board of Studies

Faculty of Aeronautical Engineering
ADHIYAMAAN COLLEGE OF ENGINEERING (Autonomous)
Hosur - 635 109, Tamil Nadu.

Course Outcome		PS O 1	PS O 2	PS O 3	P O 1	PO 2	PO 3	P O 4	PO 5	PO 6	P O 7	P O 8	P O 9	PO 10	PO 11	PO 12
Co1	Find the Bending in Symmetric and Unsymmetrical Sections	3	1		3	2	3	1	3	1			2		1	
Co2	Compute the shear center location for open and closed sections	3	1		2	1	2	1	3			3			1	
Co3	Calculate the Stress values of photo elastic techniques and vibration of beam	3	1		3	2	2	1	3	2				3	2	1
Co4	Analyze the Experiments on flexibility matrix for cantilever beam and Beam with combined loading	3	2	2	3	2	3	2	2		2				2	
Co5	Calculate the elastic material of calibration of photo and beams (photo elastic techniques)		2		3	2	3	1	2		1		2		1	3
Co6	Analyze the vibration of beams and tension field beams	3			3	2	3	1	3			2			1	


Chairman
Board of Studies
Faculty of Aeronautical Engineering
ADHIYAMAAN COLLEGE OF ENGINEERING (Autonomous)
 Hosur - 635 109, Tamil Nadu.

COURSE OBJECTIVE:

The Students will be able to

- Understand the basic concepts of aero engines and carry out experiments on diffusers
- Estimate the Performance of a propellers
- Determine the Velocity in free jet and wall jet set up
- Analyze the Flow visualization of water flow channel
- Understand the basic concepts of aircraft piston engine and jet engine

List of Experiments:

- Study of an aircraft piston engine (includes study of assembly sub systems, various components, their functions and operating principles)
- Study of an aircraft jet engine (includes study of assembly of sub systems, various components, their functions and operating principles)
- Performance of 2d diffuser a) Stable Flow b) Separated flow
- Determine the performance of a propeller
- Determination of heat of combustion of aviation fuel
- Combustion performance studies in a duct (duct burner)
- Determine the Velocity measurements in free jet set up
- Determine the Velocity measurements in wall jet set up
- Flow visualization of water flow channel

TOTAL: 45 Periods

COURSE OUTCOME

Upon completion of the course, students will be able to

- Apply the knowledge of Engine operations in Aeronautical field
- Analyze the Performance of Propellers
- Calculate the velocity of free jet and wall jet experiments and Apply in Industrial applications
- Make use of Flow visualization and categorize the flow based on Reynolds number.
- Determining the heat of combustion of aviation fuel.

List of Equipment:


(For a batch of 36 students)

S. No	Equipment	Quantity	Experiment No
1	Piston Engine	1	1
2	Jet Engine	1	2
3	2D Diffuser	1 (separated flow) & 1(stable flow)	3
4	Axial Turbine Blade Row Model (with pressure tapping)	1	4
5	Axial compressor Blade Row Model (with pressure tapping)	1	4
6	Water tube manometers with 20 channels	1	9
7	Propeller Model	1	4
8	2D Traverse Mechanism	1	3, 4
9	Free Jet Test Setup	1	7


Chairman
Board of Studies
Faculty of Aeronautical Engineering
ADHIYAMAAN COLLEGE OF ENGINEERING (Autonomous)
 Hosur - 635 109, Tamil Nadu.

10	Aluminum Plates with wall static pressure turbine	1	8
11	Bomb Calorimeter	1	5, 6
12	Duct Burner	1	6
13	Compressor (5 bar)	1	1, 2

Course Outcome		PS O 1	PS O 2	PS O 3	PO 1	PO 2	PO 3	PO 4	PO 5	PO 6	PO 7	PO 8	PO 9	PO 10	PO 11	PO 12
Co1	Apply the knowledge of Engine operations in Aeronautical field	3	1		3	2	3	1	3						1	
Co2	Analyze the Performance of Propellers	3	1		3	2	3	1	3						1	
Co3	Calculate the velocity of free jet and wall jet experiments and Apply in Industrial applications	3	1		3	2	3	1	3						1	
Co4	Make use of Flow visualization and categorize the flow based on Reynolds number	3	1		3	2	3	1	3						1	
Co5	Determining the heat of combustion of aviation fuel		2		3	2	3	1	3						1	


Chairman
Board of Studies
Faculty of Aeronautical Engineering
ADHIYAMAAN COLLEGE OF ENGINEERING (Autonomous)
Hosur - 635 109, Tamil Nadu.

COURSE OBJECTIVE

The Students will be able to

- Conduct Experiment on Patch repair work by using composites
- Weld the given Material by using TIG and MIG welding setup
- Make use of sandwich panels for Aircraft industry
- Use Sheet Metals for Aircraft Body development and other works

LIST OF EXPERIMENTS

- Patch repair welding using TIG.
- Patch repair welding using MIG.
- Patch repair welding using Plasma Arc.
- Experiment on pipe bending
- Experiment on Riveted joints & repair work.
- Experiment on composites & repair work.
- Repair of Sandwich panels.
- Exercise on Sheet metal forming.
- Exercise on cable swaging

TOTAL: 45 Periods

COURSE OUTCOME


Upon completion of the course, students will be able to

- Learn Patch repair work by using composites
- Analyze the Weld for the given Material by using TIG and MIG welding setup
- Use of sandwich panels for Aircraft industry
- Know the use of Sheet Metals for Aircraft Body development and other works


LIST OF EQUIPMENTS

(For a batch of 36 students)

S.No	Details of Equipments	Qty Req.	Experiment No.
1.	Shear cutter pedestal type	1	6,8
2.	Drilling Machine	1	5,6,8
3.	Bench Vices	1	5,6,8
4.	Radius Bend bars	1	4
5.	Pipe Flaring Tools / Pipe Bending Tools	1	9
6.	Carbide Gas Plant	1	3
7.	MIG Weld Plant	1	2
8.	TIG Weld Plant	1	1
9.	Plasma welding setup	1	3
10.	Cable And Swaging Block	1	9
11.	Sandwich / Composite Panels	5	6,7


Chairman
Board of Studies
Faculty of Aeronautical Engineering
ADHIYAMAAN COLLEGE OF ENGINEERING (Autonomous)
Hosur - 635 109, Tamil Nadu.

Course Outcome		PS O 1	PS O 2	PS O 3	P O 1	PO 2	PO 3	P O 4	PO 5	PO 6	P O 7	P O 8	P O 9	PO 10	PO 11	PO 12
Co1	Learn Patch repair work by using composites	3	1		3	2	3	1	3						1	
Co2	Analyze the Weld for the given Material by using TIG and MIG welding setup	3	1		3	2	3	1	3						1	
Co3	Use of sandwich panels for Aircraft industry	3	1		3	2	3	1	3						1	
Co4	Know the use of Sheet Metals for Aircraft Body development and other works	3	1		3	2	3	1	3						1	


Chairman
Board of Studies
Faculty of Aeronautical Engineering
ADHIYAMAAN COLLEGE OF ENGINEERING (Autonomous)
Hosur - 635 109, Tamil Nadu.

COURSE OBJECTIVE

The students will be able to

- a) Know the various composite materials and structures used in aircraft Applications and their test methods.
- b) Understand the effect of sandwich construction in the aircraft materials and its prevention methods.
- c) Knowing about the sandwich construction process and failure modes
- d) Learn the various open and closed mould processes and fabrication process.
- e) Learn the process of metal matrix and composite material and its applications

UNIT I INTRODUCTION TO COMPOSITE MATERIALS**9 Periods**

Introduction to Composite Materials: Definition, classification and characteristics of composite Materials – fibrous composites, laminated composites, particulate composites. Applications: Automobile, Aircrafts missiles. Space hardware, Electrical and electronics, Marine, recreational and sports equipment, future potential of composites.

UNIT II MICRO AND MACRO ANALYSIS OF COMPOSITES**9 Periods**

Micro Mechanical Analysis of a Lamina: Introduction, Evaluation of the four elastic moduli by Rule of mixture, Numerical problems. Macro Mechanics of a Lamina: Hooke's law for different types of materials, Number of elastic constants, Two - dimensional relationship of compliance and stiffness matrix.

UNIT III SANDWICH CONSTRUCTIONS**9 Periods**

Basic design concepts of sandwich construction -Materials used for sandwich construction – Failure modes of sandwich panels.

UNIT IV FABRICATION PROCESS**9 Periods**

Layup and curing, fabricating process, open and closed mould process, hand lay-up techniques; structural laminate bag moulding, production procedures for bag moulding; filament winding, pultrusion, pulforming, thermo-forming, injection moulding, blow moulding.

UNIT V METAL MATRIX COMPOSITES & CERAMIC COMPOSITES**9 Periods**

Reinforcement materials, types, characteristics and selection base metals selection. Need for production MMC's and its application. Fabrication Process for MMC's: Powder metallurgy technique, liquid metallurgy technique and secondary processing, special fabrication techniques. Ceramic composites & its Applications.

TOTAL: 45 Periods**COURSE OUTCOME**

On successful completion of this course, student should be able to

- a) Apply the various composite materials and structures used in aircraft Applications and their test methods.
- b) Learn simple micromechanics and failure modes of composites.
- c) Analyse the effect sandwich construction in the aircraft materials and its prevention methods.
- d) Learn the various open and closed mould processes, fabrication process.
- e) Construct the methods of manufacturing and analysis of different composite technique.

TEXT BOOKS

1. Jones, R.M., "Mechanics of Composite Materials", McGraw-Hill, Kogakusha Ltd., Tokyo, 2012.



Chairman
Board of Studies
Faculty of Aeronautical Engineering
ADHIYAMAAN COLLEGE OF ENGINEERING (Autonomous)
 Hosur - 635 109, Tamil Nadu.

2. Krishnan K Chawla "Mechanics of Composite Materials", McGraw-Hill. 2011.

REFERENCE BOOKS

1. Agarwal, B.D., and Broutman, L.J., "Analysis and Performance of Fibre Composites", John Wiley and sons. Inc., New York, 2010.
2. Lubin, G., "Handbook on Advanced Plastics and Fibre Glass", Von Nostrand Reinhold Co., New York, 2011.
3. Calcote, L R. "The Analysis of laminated Composite Structures", Von – Nostrand Reinhold Company, New York 2008.

Course Outcome		PS O 1	PS O2	PS O3	P O1	PO2	PO3	P O4	PO5	PO6	PO 7	P O8	PO 9	PO 10	PO 11	PO 12
Co1	Apply the various composite materials and structures used in aircraft Applications and their test methods.	2	1		3	2	3	1					1		1	
Co2	Learn simple micromechanics and failure modes of composites.	3	1		3	2	3	1		2					1	
Co3	Analyse the effects sandwich construction in the aircraft materials and its prevention methods.	3	1		3	2	3	1			1				1	
Co4	Learn the various open and closed mould processes, fabrication process.	3	1		3	2	3	1							1	
Co5	Construct the methods of manufacturing and analysis of different composite technique.		2		3	2	3	1							1	


Chairman
Board of Studies
Faculty of Aeronautical Engineering
ADHIYAMAAN COLLEGE OF ENGINEERING (Autonomous)
Hosur - 635 109, Tamil Nadu.

COURSE OBJECTIVE

The students will be able to

- Know basic study of the phenomena of heat transfer.
- Develop a knowledge-based design problem requiring the formulations of solid conduction and fluid convection and the technique of numerical computation.
- Account for the consequence of heat transfer in thermal analyses of engineering systems.
- The radiative heat transfer that should be learnt in detailed
- Heat exchangers and heat transfer in aerospace engineering

UNIT I HEAT CONDUCTION**9 Periods**

Basic Modes of Heat Transfer – One dimensional steady state heat conduction: Composite Medium – Critical thickness – Effect of variation of thermal Conductivity – Extended Surfaces – Unsteady state. Heat Conduction: Lumped System Analysis – Heat Transfer in Semi-infinite and infinite solids – Use of Transient – Temperature charts – Application of numerical techniques.

UNIT II CONVECTIVE HEAT TRANSFER**9 Periods**

Review of basic equations of fluid flow – Free convection in atmosphere free convection on a vertical flat plate – Empirical relation in free convection – Forced convection – Laminar and turbulent convective heat transfer analysis in flows between parallel plates, over a flat plate and in a circular pipe. Empirical relations, application of numerical techniques in problem solving.

UNIT III RADIATIVE HEAT TRANSFER**9 Periods**

Basic definitions – concept of black body -Irradiation – total and monochromatic quantities - Laws of Planck, Wien, Kirchhoff, Lambert, Stefan and Boltzmann – laws of black body radiation-radiation between black surfaces –Radiation shape factors – Radiation shields.

UNIT IV HEAT EXCHANGERS**9 Periods**

Classification–Temperature Distribution–Overall heat transfer coefficient, Heat Exchange Analysis – LMTD Method and E-NTU Method. Mechanics of fins and its operations.

UNIT V HEAT TRANSFER PROBLEMS IN AEROSPACE ENGINEERING**9 periods**

High-Speed flow Heat Transfer, Heat Transfer problems in gas turbine combustion chambers – Rocket thrust chambers – Aerodynamic heating – Ablative heat transfer.

TOTAL: 45 Periods**COURSE OUTCOME**

On successful completion of this course, student should be able to

- Derive the equation for temperature distribution in fins, to estimate the rate of heat transfer through conduction through slabs, cylindrical and spherical surface objects.
- Knowledge about the rate of heat transfer and heat transfer coefficients for forced and free convection Heat transfer problems.
- Evaluate the radiant heat transfer between solid bodies, black or gray.
- Perform the LMTD & NTU analysis to the heat exchanger problems, to analyze and design the boiling heat transfer problems.
- Apply heat transfer principles (conduction, convection and radiation) in solving aerospace engineering problems that are related to heat transfer.

TEXT BOOKS


- Yunus A. Cengel., "Heat Transfer – A practical approach", Second Edition, Tata McGraw-Hill, 2002.
- Nag. P.K., "Heat and Mass Transfer", Tata McGraw-Hills Co., Ltd.-2015,


Chairman
Board of Studies
Faculty of Aeronautical Engineering
ADHIYAMAAN COLLEGE OF ENGINEERING (Autonomous)
 Hosur - 635 109, Tamil Nadu.

REFERENCE BOOKS

1. Lienhard, J.H., "A Heat Transfer Text Book", Prentice Hall Inc., Third Edition 2008.
2. Holman, J.P. "Heat Transfer", McGraw-Hill Book Co., Inc., New York, 8th Edn., 1997.
3. Sachdeva, S.C., "Fundamentals of Engineering Heat & Mass Transfer", Wiley Eastern Ltd., New Delhi, 1997.

Course Outcome		PS O 1	PS O 2	PS O 3	P O 1	PO 2	PO 3	P O 4	PO5	PO 6	P O 7	P O 8	P O 9	PO 10	PO 11	PO 12
Co1	Derive the equation for temperature distribution in fins, to estimate the rate of heat transfer through conduction through slabs, cylindrical and spherical surface objects.	2	1		3	2	3	1	3						1	
Co2	Knowledge about the rate of heat transfer and heat transfer coefficients for forced and free convection Heat transfer problems.	3	1		3	2	3	1	3			1			1	
Co3	Evaluate the radiant heat transfer between solid bodies, black or gray	3	2		3	2	3	1	3						1	
Co4	Perform the LMTD & NTU analysis to the heat exchanger problems, to analyze and design the boiling heat transfer problems.	3	1		3	2	3	1	3	1					1	
Co5	Apply heat transfer principles (conduction, convection and radiation) in solving aerospace engineering problems that are related to heat transfer.	2	2		3	2	3	1	3						1	


Chairman
Board of Studies
Faculty of Aeronautical Engineering
ADHIYAMAAN COLLEGE OF ENGINEERING (Autonomous)
 Hosur - 635 109, Tamil Nadu.

COURSE OBJECTIVE

The students will be able to

- Knowledge about measuring instruments, factors affecting measurements, errors and corrective measurements.
- Impart a brief introduction to the emerging techniques like digital image correlation.
- Study about NDT, Radiography, ultrasonic, magnetic particle inspection, acoustic emission technique, holography, thermograph, fiber optic sensor.
- Boosting knowledge about photoelasticity of two and three dimensions
- The fundamentals of non destructive testing and thermography

UNIT I MEASUREMENTS**9 Periods**

Introduction to Measuring Instruments, Principles of measurements, Types of Measuring Instruments, Factors affecting measurements, Errors in measurements and corrective actions. Accuracy, Sensitivity and range of measurements.

UNIT II EXTENSOMETERS**9 Periods**

Mechanical, Optical Acoustical and Electrical extensometers and their uses, Advantages and disadvantages.

UNIT III ELECTRICAL RESISTANCE STRAIN GAUGES**9 Periods**

Principle of operation and requirements, Types and their uses, Materials for strain gauge. Calibration and temperature compensation, cross sensitivity, Rosette analysis, Wheatstone bridge and potentiometer circuits for static and dynamic strain measurements, strain indicators.

UNIT IV PHOTOELASTICITY**9 Periods**

Two dimensional photo elasticity, Concept of light – photo elastic effects, stress optic law, Interpretation of fringe pattern, Compensation and separation techniques, Photo elastic materials. Introduction to three dimensional photo elasticity.

UNIT V NON – DESTRUCTIVE TESTING**9 Periods**

Fundamentals of NDT, Radiography, ultrasonic, magnetic particle inspection, Fluorescent penetrant technique, Eddy current testing, Acoustic Emission Technique, Fundamentals of brittle coating methods, Introduction to Moiré techniques, Holography, ultrasonic C- Scan, Thermograph, Fiber – optic Sensors.

TOTAL: 45 Periods**COURSE OUTCOME**

On successful completion of this course, student should be able to

- Understood the Measuring instruments; factors affecting measurements, errors and corrective measurements
- Demonstrate the principles of different types of extensometers.
- Analyze the principles of rosettes and gather the requirements of the Strain gauges.
- Get knowledge about photo elasticity, stress optic law, compensation and separation techniques, interpretation of fringe pattern.
- Understand NDT, Radiography, ultrasonic, magnetic particle inspection, acoustic emission technique, holograph techniques were studied.

TEXT BOOKS


- Thomas G. Beckwith, Maragoni, Lienhard (2009), Mechanical Measurements, 6th edition, Pearson Education, New Delhi.
- Sadhu Singh. "Experimental Stress Analysis", Khanna Publishers 2009.


Chairman
Board of Studies
Faculty of Aeronautical Engineering
ADHIYAMAAN COLLEGE OF ENGINEERING (Autonomous)
 Hosur - 635 109, Tamil Nadu.

REFERENCE BOOKS

1. Srinath, L.S., Raghava, M.R., Lingaiah, K., Garagesha, G., Pant B., and Ramachandra, K., "Experimental Stress Analysis", Tata McGraw-Hill, New Delhi, 1991.
2. Hetenyi, M., "Hand book of Experimental Stress Analysis", John Wiley and Sons Inc., New York, 1988.
3. Dally, J.W., and Riley, W.F., "Experimental Stress Analysis", McGraw-Hill Inc. New York, 2005, 4th edition.

Course Outcome		PS O 1	PS O 2	PS O 3	P O 1	PO 2	PO 3	P O 4	PO5	PO 6	P O 7	P O 8	P O 9	PO 10	PO 11	PO 12
Co1	Understood the Measuring instruments; factors affecting measurements, errors and corrective measurements	3	1		3	2	3	1	3						1	
Co2	Demonstrate the principles of different types of extensometers.	3	1		3	2	3	1	2						1	
Co3	Analyze the principles of rosettes and gather the requirements of the Strain gauges.	2	1		3	2	3	1	3						1	
Co4	Get knowledge about photo elasticity, stress optic law, compensation and separation techniques, interpretation of fringe pattern.	3	1		3	2	1	2	3						1	
Co5	Understand NDT, Radiography, ultrasonic, magnetic particle inspection, acoustic emission technique, holograph techniques were studied	1	2		3	2	3	1	2						1	


Chairman
Board of Studies
Faculty of Aeronautical Engineering
ADHIYAMAAN COLLEGE OF ENGINEERING (Autonomous)
Hosur - 635 109, Tamil Nadu.

PRE-REQUISITES: Knowledge of Engineering Physics I, Basics of Civil and Mechanical Engineering and Fluid Mechanics and Machinery are required.

COURSE OBJECTIVES

The students will be able to

- Familiar with applications, advantages of the fluid power engineering and transmission systems.
- Learn the function of fluid power systems in automation for the machine tools and others industrial equipment's like heavy earth movers and construction equipment's.
- Draw the invention of circuits for hydraulic and pneumatic power systems in the industrial applications.
- calculating the fluid flow in the components and the system of hydraulics.
- understand about pneumatic systems.

UNIT I FLUID POWER PRINCIPLES AND FUNDAMENTALS

9 Periods

Introduction to Fluid power- Advantages and Applications- Types of fluid power systems – Fluid power symbols-Types of fluids- Properties of hydraulics fluids – Applications of Pascal's Law- Principles of flow – Work, Power and Torque-Darcy-Weisbach equation, Losses in pipe, valves and fittings .

UNIT II HYDRAULIC SYSTEMS AND COMPONENTS

9 Periods

Sources of Hydraulic power: Pumping theory – Pump classification- Variable displacement pumps for Gear pump, Vane pump and Piston pump Construction, working principle, advantages, disadvantages and Performance-Types of hydraulic cylinders- Linear cylinders, Rotary cylinders, construction, working principle, advantages, disadvantages and applications- Cushioning Mechanism in cylinder.

UNIT III CONTROL COMPONENTS, ACCESSORIES OF HYDRAULIC SYSTEMS

9 Periods

Control Components: Direction control, Flow control and Pressure control valves- Types, Construction and Operation, Applications – Types of actuation- Accessories: Reservoirs, Accumulators, Intensifiers and Pressure Switches- Applications.

UNIT IV PNEUMATIC SYSTEMS AND COMPONENTS

9 Periods

Properties of air-Compressors- (FRL)Filter, Regulator, Lubricator, Muffler, Air control Valves, Quick Exhaust valves, Pneumatic actuators, Servo systems and Proportional valves -Introduction the fluidics devices -Pneumatic logic circuits.

UNIT V HYDRAULIC AND PNEUMATIC CIRCUITS AND TROUBLESHOOTING

9 Periods

Hydraulic circuits: Regenerative (with accumulator devices), Fail-safe, Speed control, Sequence, Electro hydraulic circuits-Case studies of to draw the circuits of hydraulic system for the Shaping and Punching operation (with intensifier device).Pneumatic circuits: Sequential circuit design for simple application (of two or three cylinders) using cascade method-Electro pneumatic circuits- Fluid power circuits failures and troubleshooting.

TOTAL: 45 Periods

COURSE OUTCOMES

On successful completion of this course, student should be able to

- Gaining the concept of fluid power systems and applications in industries.
- Understanding the working principle of hydraulic and pneumatic systems.



Chairman
Board of Studies
Faculty of Aeronautical Engineering
ADHIYAMAAN COLLEGE OF ENGINEERING (Autonomous)
Hosur - 635 109, Tamil Nadu.

- c) Design the hydraulic and pneumatic circuits and exposure of diagnose or troubleshoot the power systems.
- d) An ability to apply the applied hydraulics concepts to machining operations like shaping, punching, etc.
- e) Recognize the standard symbols of the different components used in fluid power and pneumatics systems.

TEXT BOOKS

1. Anthony Esposito, "Fluid Power with Applications", Pearson Education, 2009.
2. Majumdar, S.R., "Oil Hydraulics Systems- Principles and Maintenance", Tata McGraw Hill, 2002

REFERENCES BOOKS

1. Srinivasan .R, "Hydraulic and Pneumatic controls", Vijay Nicole, 2006.
2. Shanmugasundaram.K, "Hydraulic and Pneumatic controls", Chand & Co, 2006.
3. Majumdar, S.R., "Pneumatic Systems – Principles and Maintenance", Tata McGraw Hill, 2007



Chairman
Board of Studies
Faculty of Aeronautical Engineering
ADHIYAMAAN COLLEGE OF ENGINEERING (Autonomous)
Hosur - 635 109, Tamil Nadu.

615AEE07

Wind Tunnel Techniques

L T P C
3 0 0 3

COURSE OBJECTIVE

The students will be able to

- a) Study the principles of model testing
- b) Understand the calibration of wind tunnels
- c) Learn about the techniques in Flow Visualization
- d) Learn about Instrumentation of wind tunnels and measurements
- e) Understand the concepts of flow visualization.

UNIT I INTRODUCTION OF WIND TUNNELS

9 Periods

Classification – Special problems of Testing in Subsonic, Transonic, supersonic and hypersonic speed regions – Layouts – sizing and design parameters.

UNIT II PRINCIPLES OF MODEL TESTING

9 Periods

Introduction to different models, types of testing, Buckingham Theorem – Non-Dimensional Numbers – Scale Effect Types of Similarities

UNIT III CALIBRATION OF WIND TUNNELS

9 Periods

Test section speed – Horizontal buoyancy – Flow angularities – Turbulence measurements – Associated instrumentation – Calibration of supersonic tunnels.

UNIT IV INSTRUMENTATION AND MEASUREMENTS, DATA ACTUATING SYSTEMS

9 Periods

Pressure and velocity measurements – Force measurements – Three component and six component balances – Internal balances.

UNIT V FLOW VISUALIZATION TECHNIQUES

9 Periods

Smoke and Tuft grid techniques – Dye injection special techniques – Optical methods of flow visualization.

TOTAL: 45 Periods

COURSE OUTCOME

Upon completion of course, students will able to

- a) Understood about the Test section speed
- b) Describe about the wind tunnel measurements
- c) Study the flow visualization in wind tunnel techniques
- d) Understand the Calibration of supersonic tunnels.
- e) Describe about the model testing in wind tunnel

TEXT BOOKS

1. Rae, W.H. and Pope, A. "Low Speed Wind Tunnel Testing", John Wiley Publication, 2004.
2. R.C.Pankhurst and D.W.Holder, "Wind Tunnel Technique", Sir Isaac Pitman & Sons Ltd, First Published, 2001.

REFERENCES

1. Pope, A., and Goin, L., "High Speed wind Tunnel Testing", John Wiley, 2007.
2. John.J.Harper, "Low Speed Wind Tunnel Testing", John Wiley Publication, 2001.
3. P.Bradshaw.B.A, "Experimental Fluid Mechanics", Pergamon Press, The MacMillan Company, New York, 2000.



Chairman
Board of Studies
Faculty of Aeronautical Engineering
ADHIYAMAAN COLLEGE OF ENGINEERING (Autonomous)
Hosur - 635 109, Tamil Nadu.

Course Outcome		PSO 1	PSO 2	PSO 3	PO 1	PO 2	PO 3	PO 4	PO5	PO 6	PO 7	PO 8	PO 9	PO 10	PO 11	PO 12
Co1	Understood about the Test section speed	3	1		3	3	3	1	3						1	
Co2	Describe about the wind tunnel measurement	3	1		3	2	3	1	3						1	
Co3	Study the flow visualization in wind tunnel techniques	2	1		3	2	3	2	3						1	
Co4	Understand the Calibration of supersonic tunnels	3	1		3	1	3	1	1			2			1	
Co5	Describe about the model testing in wind tunnel	3	2		3	2	3	1	1			2			1	


Chairman
Board of Studies
Faculty of Aeronautical Engineering
ADHIYAMAAN COLLEGE OF ENGINEERING (Autonomous)
Hosur - 635 109, Tamil Nadu.

COURSE OBJECTIVE

The students will be able to

- a) Compare different configuration of airplanes on Specifications and performance details of aircraft.
- b) Prepare comparative data sheets and compare different graph and selection of main parameters for the aircraft design.
- c) Calculate the preliminary weight estimations, power plant selection, airfoil selection, wing tail and control surfaces.
- d) Estimate the load of the aircraft design.
- e) Analysis the design of the aircraft and testing.

LIST OF EXPERIMENTS

1. To study and Construct V-n diagram for the design study
2. Gust and manoeuvrability envelopes
3. Critical loading performance and final V-n graph calculation
4. Structural design study – Theoretical approach
5. Load estimation of wings and fuselage.
6. Balancing and Manoeuvring loads on tail plane, Aileron and Rudder loads.
7. Detailed structural layouts
8. Design of any two components of wings, fuselage
9. Preparation of a detailed design report with CAD drawings.
10. Any one Proto type model of UAV

TOTAL: 45 Periods

COURSE OUTCOME

On successful completion of this course, student should be able to

- a) Based upon the mission of the aircraft the students designated for a collection of data are collected from different aircraft having the same mission.
- b) Analyze the main design parameter for the aircraft design.
- c) Knowledge about the approximate weight of the aircraft that they design by specifying the different types of weight of the aircraft, the types of power plant selected as well as aero foil selection and tail empennage.
- d) Evaluate the overall drag of the newly designed aircraft for further calculation on performance of the aircraft.
- e) The aircraft analysis should be clarified with the exact graph results and calculations


Chairman
Board of Studies
Faculty of Aeronautical Engineering
ADHIYAMAAN COLLEGE OF ENGINEERING (Autonomous)
Hosur - 635 109, Tamil Nadu.

Course Outcome		PS O 1	PS O 2	PS O 3	P O 1	PO 2	PO 3	P O 4	PO5	PO 6	P O 7	P O 8	P O 9	PO 10	PO 11	PO 12
Co1	Based upon the mission of the aircraft the students designated for a collection of data are collected from different aircraft having the same mission.	3	1		3	2	3	1	3						1	
Co2	Analyze the main design parameter for the aircraft design	3	1		3	2	3	1	3						1	
Co3	Knowledge about the approximate weight of the aircraft that they design by specifying the different types of weight of the aircraft, the types of power plant selected as well as aero foil selection and tail empennage.	3	1	1	2	2	3	2	3						1	
Co4	Evaluate the overall drag of the newly designed aircraft for further calculation on performance of the aircraft	3	1		3	2	3	2	3						1	
Co5	The aircraft analysis should be clarified with the exact graph results and calculations	1	3		3	2	3	1	3						1	


Chairman
Board of Studies
Faculty of Aeronautical Engineering
ADHIYAMAAN COLLEGE OF ENGINEERING (Autonomous)
 Hosur - 635 109, Tamil Nadu.

PRE-REQUISITES: Knowledge of strength of materials is required.

COURSE OBJECTIVE

The students will be able to

- a) Knowledge about the basic principles of strength of materials to the undergraduate students through a series of experiments.
- b) Understand the fatigue endurance limit or fatigue life and fatigue strength of the materials.
- c) Basic concept of testing of materials under untreated and heat treated conditions.
- d) Know the failure modes and usage of destructive and nondestructive testing techniques of engineering materials.
- e) Understanding the concept of non destructive testing and various types of NDT

LIST OF EXPERIMENTS PART-A

1. Tension test on mild steel rod
2. Double shear test on Mild steel and Aluminium rods
3. Impact test on metal specimen
4. Creep testing of materials
5. Fatigue test on mild steel and Aluminium rods
6. Flexural testing on composite materials

PART-B

7. Preparation of specimen for metallographic examination of different engineering materials. Identification of microstructures of plain carbon steel, tool steel, gray C.I, SG iron, Brass, Bronze & metal matrix composites
8. Heat treatment: Annealing, normalizing, hardening and tempering of steel. Hardness studies of heat-treated samples.
9. To study the wear characteristics of ferrous, non-ferrous and composite material for different parameters.
10. Non-Destructive test experiments like,
 - a. Ultrasonic flaw detection.
 - b. Magnetic crack detection.
 - c. Dye penetrant testing, to study the defects of casted and welded specimens.

TOTAL: 45 Periods

COURSE OUTCOME

On successful completion of this course, student should be able to

- a) Acquired the knowledge to perform various mechanical testing.
- b) Analyze the microstructure of various engineering materials.
- c) Knowledge of performing various non-destructive tests.
- d) Describe structures of metallic materials and their effects on mechanical properties.
- e) understanding the basic concepts of aluminium rods of fatigue.


Chairman
Board of Studies
Faculty of Aeronautical Engineering
ADHIYAMAAN COLLEGE OF ENGINEERING (Autonomous)
Hosur - 635 109, Tamil Nadu.

LIST OF EQUIPMENTS
(For a batch of 36 students)

Sl.No	Details of Equipment's	Qty Required	For Experiments
1.	Universal Testing Machine	1	1
2.	shear testing machine	1	2
3.	Impact Testing Machine	1	3
4.	Creep testing machine	1	4
5.	fatigue testing machine	1	5
6.	Flexural testing machine	1	6
7.	Scanning Electron Microscopy (SEM/EDS)	1	7
8.	Wear testing machine	1	8
9.	Portable induction heat treatment machine	1	9
10.	NDT Equipment's (Defect scope, Dye-penetrant method, Hot oil Chalk Method, Ultrasonic, Magnetic)	1 each	10

Course Outcome		PS O 1	PS O 2	PS O 3	P O 1	PO 2	PO 3	P O 4	PO5	PO 6	P O 7	P O 8	P O 9	PO 10	PO 11	PO 12
Co1	Acquired the knowledge to perform various mechanical testing.	3	1		3	2	3	1	3						1	
Co2	Analyze the microstructure of various engineering materials	3	1	1	3	2	3	1	3						1	
Co3	. Knowledge of performing various non-destructive tests	2	1		2	2	3	1	3						1	
Co4	Describe structures of metallic materials and their effects on mechanical properties.	3	1	1	3	2	3	1	3						1	
Co5	understanding the basic cocepts of aluminium rods of fatigue	1	2		3	2	3	1	3						1	


Chairman
Board of Studies
Faculty of Aeronautical Engineering
ADHIYAMAAN COLLEGE OF ENGINEERING (Autonomous)
 Hosur - 635 109, Tamil Nadu.

COURSE OBJECTIVES

The students will be able to

- Understand the basic concept of piston engine components.
- Know the Importance of Combustor, Propellers and Nozzles in Aircraft Engines.
- Gain the knowledge about Engine performance and quality testing.
- The failure modes and the use of destructive and nondestructive testing techniques of engineering materials
- Learning engine starting procedures and taxiing aircraft.

LIST OF EXPERIMENTS

- Disintegration of an aircraft piston engine
- Engine (Piston Engine) - cleaning, visual inspection.
- Study of Piston Engine Components - dimensional checks.
- Engine Piston reassembly.
- Disintegration and study of fuel system of a jet engine
- Identification of components & trouble shooting of Jet Engine
- NDT checks and dimensional checks of Jet Engine
- Engine starting procedures.
- Ground running of aircraft.
- NDT checks and dimensional checks of piston engine components.

TOTAL: 45 Periods

COURSE OUTCOMES

After successful completion of this course, the students should be able to

- Identify the defects in an aircraft's piston engine and jet engine.
- Start the piston and jet engines of an aircraft with the help of user manuals.
- Evaluate the performance of various non-destructive tests.
- Develop the knowledge of Performance of air breathing engines.
- Develop the knowledge of disintegration of piston engine.


LIST OF EQUIPMENTS

(For a batch of 36 students)

Sl. No	Details of Equipment's	Qty Req.	Experiment No.
1.	Piston Engines	2	1,2,3,4
2.	Jet Aero Engines	2	5,6,7,8
3.	Aircraft with serviceable stand	1	1 to 9
4.	Precision instruments (Vernier Caliper, Micro meter, Cylinder bore gauge, depth gauge, Bevel Protector and DTI)	2 each	3,1,7
5.	NDT Equipment's (Defect scope, Dye penetrant method, Hot oil Chalk Method)	1 each	7,10


Chairman
Board of Studies
Faculty of Aeronautical Engineering
ADHIYAMAAN COLLEGE OF ENGINEERING (Autonomous)
 Hosur - 635 109, Tamil Nadu.

Course Outcome		PS O 1	PS O 2	PS O 3	P O 1	PO 2	PO 3	P O 4	PO5	PO 6	P O 7	P O 8	P O 9	PO 10	PO 11	PO 12
Co1	Identify the defects in an aircraft's piston engine and jet engine	3	1		3	2	3	1	1						1	
Co2	Start the piston and jet engines of an aircraft with the help of user manuals.	3	1		2	2		1	1						1	
Co3	Evaluate the performance of various non-destructive tests.	2	1			2	3	1	1						1	
Co4	Develop the knowledge of Performance of air breathing engines.	3	1		3	2	3	1	1						1	
Co5	Develop the knowledge of disintegration of piston engine.	2	2		2	2	3	1	1						1	


Chairman
Board of Studies
Faculty of Aeronautical Engineering
ADHIYAMAAN COLLEGE OF ENGINEERING (Autonomous)
 Hosur - 635 109, Tamil Nadu.

COURSE OBJECTIVE

The students will be able to

- Obtain the knowledge about mechanical behavior of a material under various loading conditions.
- Understand concept of stress concentration and able to plot S-N curves for various component fractures.
- Identify and formulate the stress intensity factor for typical crack configurations.
- Predict the critical loads that will cause catastrophic failure in a structure.
- Understand the behavior of material failures and their quality.

UNIT I FRACTURE MECHANICS PRINCIPLES

9 Periods

Introduction, Mechanisms of Fracture, Tensile Testing, and Crack in structure, Brittle Fracture, Ductile Fracture. Griffith's criterion, modern design – strengths, stiffness and toughness. Stress intensity approach.

UNIT II STRESS ANALYSIS FOR MEMBERS WITH CRACKS

9 Periods

Linear elastic fracture mechanics, Crack tip stress and deformations, Relation between stress intensity factor and fracture toughness, Stress intensity based solutions. Crack tip plastic zone estimation, Plane stress and plane strain concepts. The Dugdale approach, the thickness effect.

UNIT III ELASTIC – PLASTIC FRACTURE MECHANICS

9 Periods

Elastic-plastic factor criteria, crack resistance curve, J-integral, Crack opening displacement, crack tip opening displacement. Importance of R-curve in fracture mechanics, experimental determination of J-integral, COD and CTOD.

UNIT IV FATIGUE AND FATIGUE CRACK GROWTH RATE

9 Periods

Introduction to fatigue, factors Affecting Fatigue, Fatigue loading, various stages of crack propagation, the load spectrum, approximation of the stress spectrum, the crack growth integration, fatigue crack growth laws.

UNIT V FRACTURE TOUGHNESS AND FATIGUE TESTING OF METALS


9 Periods

Specimen size requirements, various test procedures, effects of temperature, loading rate and plate thickness on fracture toughness. Fracture testing in shear modes, fatigue testing, and NDT methods.

TOTAL: 45 Periods**COURSE OUTCOME**

On successful completion of this course, student should be able to

- Learn and understand the mechanical behavior of a material under various loading conditions
- Acquire knowledge about the concept of stress concentration and able to plot S-N curves for various component fractures.
- Have Exposure on nonlinear fracture-mechanics parameters, such as J and T integral.
- Get Knowledge about the rate of stress concentration statistical aspects of fatigue behaviour and Finite Element analysis.
- Analyze the effect of fatigue and fracture mechanics to engineering issues.


Chairman
Board of Studies
Faculty of Aeronautical Engineering
ADHIYAMAAN COLLEGE OF ENGINEERING (Autonomous)
 Hosur - 635 109, Tamil Nadu.


TEXT BOOKS

1. Jayatilake. "Fracture of Engineering Brittle Materials", Applied Science, London. 2015.
2. Karen Hellan "Introduction to Fracture Mechanics", McGraw Hill Pub.2012.
3. R.W. Hertzberg, Callister, Deformation and Fracture Mechanics of Engineering Materials, Fourth Edition, John Wiley and Sons, Inc., 2014

REFERENCE BOOKS

1. T.L. Anderson, "Fracture Mechanics – Fundamentals and Application", CRC press 2012.
2. David Broe "Elementary Engineering Fracture Mechanics", Artinus Nijhoff, London 2007.
3. Rolfe and Barsom "Fracture and Fatigue Control in Structures", Printice Hall 2000.

Course outcome	Ps	Ps	Ps	P	P	P	P	P	P	P	P	P	P	P	P
	01	02	03	01	02	03	04	05	06	07	08	09	10	11	12
C01	Learn and understand the mechanical behavior of a material under various loading conditions	3	2		3	2	3	1					1		1
C02	Acquire Knowledge about the concept of stress concentration and able to plot S-N curves for various component fractures	3	3		3	2	3	1		2					1
C03	Have Exposure on nonlinear fracture - mechanics parameters such as J and T integral	3	3		3	2	3	1			1				1
C04	Get Knowledge about the rate of stress concentration statistical aspect of fatigue behavior and finite element analysis	3	3		3	2	3	1							1
C05	Analyze the effect of fatigue and fracture mechanics to engineering issues		2		3	2	3	1							1


Chairman
Board of Studies
Faculty of Aeronautical Engineering
ADHIYAMAAN COLLEGE OF ENGINEERING (Autonomous)
Hosur - 635 109, Tamil Nadu.

711AET02

Avionics

L T P C
3 0 0 3

Pre-requisite: Aircraft Systems and Instruments

COURSE OBJECTIVE

The students will be able to

- a) Understand the needs of avionics for both Civil and Military Aircraft.
- b) Know the knowledge about digital electronic principles and working operations of digital circuit
- c) Integrate the digital electronics with cockpit equipment.
- d) Understand the various principles in flight desk and cockpit panels.
- e) Study the communication and navigation systems.

UNIT I INTRODUCTION TO AVIONICS

9 Periods

Need for Avionics in civil and military aircraft and space systems – Integrated Avionics and Weapon system – Typical avionics sub systems – Design and Technologies.

UNIT II PRINCIPLES OF DIGITAL SYSTEMS

9 Periods

Digital Computers – Microprocessors – Memories- Multiplexers and De-multiplexers-Latches and Flip FlopsCounters-Shift Registers: Memories- A/D and D/A converters

UNIT III DIGITAL AVIONICS ARCHITECTURE

9 Periods

Avionics system architecture–Data buses MIL–STD 1553 B–ARINC 429–ARINC 629. Avionics Full-Duplex Switched Ethernet.

UNIT IV FLIGHT DECK AND COCKPITS

9 Periods

Control and display technologies, CRT, LED, LCD, EL and plasma panel - Touch screen - Direct voice input(DVI) - Civil cockpit and Military cockpit: MFDS, HUD, MFK, HOTAS

UNIT V COMMUNICATION AND NAVIGATION SYSTEMS

9 Periods

Communication Systems: Radio Frequency Spectrum, HF, VHF, UHF, SATCOM, ATC Transponder and Interrogator, TCAS, GPWS, and ADS-B.

Navigation Systems: Classification, VOR/DME, LORAN, RNAV, Doppler and Inertial Navigation, Satellite Navigation, Hybrid Navigation – Approach and Landing aids: ILS, GLS and MLS.

TOTAL: 45 Periods

COURSE OUTCOME

On successful completion of this course, student should be able to

- a) Understood the needs of Avionics in Civil, Military Aircraft and Space systems.
- b) Apply basic inputs to aircraft digital instruments for efficient output.
- c) Knowledge about the various Avionics systems architecture and apply to sub systems in Aircraft.
- d) Demonstrate the principles for different displays used in aircraft systems.
- e) Awareness of communication and navigation systems and their applications in aircraft.

TEXT BOOKS

- 1. Malcrno A.P. and Leach, D.P., "Digital Principles and Application", Tata McGraw-Hill, 8th edition, 2014.
- 2. R.P.G.Collinson 'introduction to avionics systems', springer 2nd edition 2006

Chairman
Board of Studies
Faculty of Aeronautical Engineering
ADHIYAMAAN COLLEGE OF ENGINEERING (Autonomous)
Heerur - 635 100, Tamil Nadu.

REFERENCE BOOKS

1. MikeTooley David Wyatt "Aircraft Navigation and Communication Systems" 1st edition, Elsevier, England, 2007.
2. Brain Kendal, "Manual of Avionics", The English Book House, 3rd Edition, New Delhi, 2011.
3. Gaonkar, R.S., "Microprocessors Architecture – Programming and Application", Wiley and Sons Ltd- New Delhi, 5th edition, 2011.

Course outcome		Ps 01	Ps 02	Ps 03	P 01	P 02	P 03	P 04	P 05	P 06	P 07	P 08	P 09	P 10	P 11	P 12
C01	Understood the needs of Avionics in Civil Military Aircraft and space systems	3	2		2	2	3	1					2		2	
C02	Apply basic inputs to aircraft digital instruments for efficient output	3	1		2	2	3	1		2					1	
C03	Knowledge about the various Avionics system architecture and apply to sub sistem in aircraft	3	2		2	2	2	1			2				1	
C04	Demonstrate the principles for different displays used in aircraft systems	3	3		1	2	3	1							2	
C05	Awareness of communication and navigation system used in aircraft system		2		3	2	1	1							1	


Chairman
Board of Studies
Faculty of Aeronautical Engineering
ADHIYAMAAN COLLEGE OF ENGINEERING (Autonomous)
Hosur - 635 109, Tamil Nadu.

COURSE OBJECTIVE

The students will be able to

- Know the various composite materials and structures used in aircraft Applications and their test methods.
- Understand the effect of sandwich construction in the aircraft materials and its prevention methods.
- Knowing about the sandwich construction process and failure modes
- Learn the various open and closed mould processes and fabrication process.
- Learn the process of metal matrix and composite material and its applications

UNIT I INTRODUCTION TO COMPOSITE MATERIALS

9 Periods

Introduction to Composite Materials: Definition, classification and characteristics of composite Materials – fibrous composites, laminated composites, particulate composites. Applications: Automobile, Aircrafts missiles. Space hardware, Electrical and electronics, Marine, recreational and sports equipment, future potential of composites.

UNIT II MICRO AND MACRO ANALYSIS OF COMPOSITES

9 Periods

Micro Mechanical Analysis of a Lamina: Introduction, Evaluation of the four elastic moduli by Rule of mixture, Numerical problems. Macro Mechanics of a Lamina: Hooke's law for different types of materials, Number of elastic constants, Two - dimensional relationship of compliance and stiffness matrix.

UNIT III SANDWICH CONSTRUCTIONS

9 Periods

Basic design concepts of sandwich construction -Materials used for sandwich construction – Failure modes of sandwich panels.

UNIT IV FABRICATION PROCESS

9 Periods

Layup and curing, fabricating process, open and closed mould process, hand lay-up techniques; structural laminate bag moulding, production procedures for bag moulding; filament winding, pultrusion, pulforming, thermo-forming, injection moulding, blow moulding.

UNIT V METAL MATRIX COMPOSITES & CERAMIC COMPOSITES

9 Periods

Reinforcement materials, types, characteristics and selection base metals selection. Need for production MMC's and its application. Fabrication Process for MMC's: Powder metallurgy technique, liquid metallurgy technique and secondary processing, special fabrication techniques. Ceramic composites & its Applications.

TOTAL: 45 Periods**COURSE OUTCOME**

On successful completion of this course, student should be able to

- Apply the various composite materials and structures used in aircraft Applications and their test methods.
- Learn simple micromechanics and failure modes of composites.
- Analyse the effect sandwich construction in the aircraft materials and its prevention methods.
- Learn the various open and closed mould processes, fabrication process.
- Construct the methods of manufacturing and analysis of different composite technique.

TEXT BOOKS

- Jones, R.M., "Mechanics of Composite Materials", McGraw-Hill, Kogakusha Ltd., Tokyo, 2012.

2. Krishnan K Chawla "Mechanics of Composite Materials", McGraw-Hill. 2011.

REFERENCE BOOKS

1. Agarwal, B.D., and Broutman, L.J., "Analysis and Performance of Fibre Composites", John Wiley and sons. Inc., New York, 2010.
2. Lubin, G., "Handbook on Advanced Plastics and Fibre Glass", Von Nostrand Reinhold Co., New York, 2011.
3. Calcote, L R. "The Analysis of laminated Composite Structures", Von – Nostrand Reinhold Company, New York 2008.

Course Outcome		PS O 1	PS O2	PS O3	P O1	PO2	PO3	P O4	PO5	PO6	PO 7	P O8	PO 9	PO 10	PO 11	PO 12
Co1	Apply the various composite materials and structures used in aircraft Applications and their test methods.	2	1		3	2	3	1					1		1	
Co2	Learn simple micromechanics and failure modes of composites.	3	1		3	2	3	1		2					1	
Co3	Analyse the effects sandwich construction in the aircraft materials and its prevention methods.	3	1		3	2	3	1			1				1	
Co4	Learn the various open and closed mould processes, fabrication process.	3	1		3	2	3	1							1	
Co5	Construct the methods of manufacturing and analysis of different composite technique.		2		3	2	3	1							1	


Chairman
Board of Studies
Faculty of Aeronautical Engineering
ADHIYAMAAN COLLEGE OF ENGINEERING (Autonomous)
Hosur - 635 109, Tamil Nadu.

COURSE OBJECTIVES

The students will be able to

- Understand the concept of numerical analysis of structural components.
- Utilize of FEA as Engineering solution tool to problems (both vector and scalar) involving various fields for Design Analysis and Optimization.
- Impart knowledge on both ANSYS, NASTRAN.
- understanding the concept of one and two dimensional problems
- The concepts should be understand about the axisymmetric continuum and case studies.

UNIT I INTRODUCTION**9 Periods**

Historical background – Matrix approach – Application to the continuum – Discretisation – Matrix algebra – Gaussian elimination – Governing equations for continuum – Classical Techniques in FEM – Weighted residual method – Ritz method

UNIT II ONE DIMENSIONAL PROBLEMS**9 Periods**

Finite element modelling – Coordinates and shape functions- Potential energy approach – Galarkin approach – Assembly of stiffness matrix and load vector – Finite element equations – Quadratic shape functions – Applications to plane trusses

UNIT III TWO DIMENSIONAL CONTINUUM**9 Periods**

Introduction – Finite element modelling – Scalar valued problem – Poisson equation – Laplace equation – Triangular elements – Element stiffness matrix – Force vector – Galarkin approach - Stress calculation – Temperature effects

UNIT IV AXISYMMETRIC CONTINUUM**9 Periods**

Axis-symmetric formulation – Element stiffness matrix and force vector – Galarkin approach – Body forces and temperature effects – Stress calculations – Boundary conditions – applications to cylinders under internal or external pressures – Rotating discs

UNIT V CASE STUDIES BY USING ANSYS AND NASTRON**9 Periods**

The four node quadrilateral – Shape functions – Element stiffness matrix and force vector – Numerical integration - Stiffness integration – Stress calculations – Four node quadrilateral for axis-symmetric problems.

TOTAL: 45 Periods**COURSE OUTCOME**

On successful completion of this course, student should be able to

- Understood the approximate analytical methods in FEA and concept of numerical analysis of structural components.
- Analyze the mathematical models for physical system using principle of minimum potential energy / principle of Virtual Work
- Acquired the finite element attributes, types, different types of boundary Conditions and interpolation functions. (2D & 3D)
- Application of FEA to simple bars, Truss, Beam and Isoperimetric Element Formulation.
- Derive global stiffness matrix for triangular plane and they will analyses using ANSYS.

TEXT BOOKS

1. Rao S.S., "The Finite Element Method in Engineering", Butterworth-Heinemann, fourth edition, 2011.
2. J. N. Reddy "An Introduction to the Mathematical Theory of Finite Elements" Courier Corporation, 2012.

REFERENCE BOOKS

1. Chandrupatla T.R., and Belegundu A.D., "Introduction to Finite Elements in Engineering" Pearson Education 2002, 3rd Edition.
2. David V Hutton, Fundamentals of Finite Element Analysis, TATA McGraw-Hill Publishing Company, Limited, 2005.
3. Robert D.Cook., David's, Malkus Michael E Plesha, "Concepts and Applications of Finite Element Analysis" Ed. Wiley, 2003.

Course Outcome		PS O 1	PS O 2	PS O 3	P O 1	PO 2	PO 3	P O 4	PO5	PO 6	P O 7	P O 8	P O 9	PO 10	PO 11	PO 12
Co1	Understood the approximate analytical methods in FEA and concept of numerical analysis of structural components	3	1		3	2	3	1	3						1	
Co2	Analyze the mathematical models for physical system using principle of minimum potential energy / principle of Virtual Work	3	1		3	2	3	1	2		1				1	
Co3	Acquired the finite element attributes, types, different types of boundary Conditions and interpolation functions. (2D & 3D)	3	1		3	2	3	1	2						1	
Co4	Application of FEA to simple bars, Truss, Beam and Isoperimetric Element Formulation.	3	1		3	2	3	1	3						1	
Co5	Derive global stiffness matrix for triangular plane and they will analyses using ANSYS.	3	2		3	2	3	1	3				2		1	

Chairman
 Board of Studies
 Faculty of Aeronautical Engineering
 ADHIYAMAAN COLLEGE OF ENGINEERING (Autonomous)
 Hosur - 635 109, Tamil Nadu.

COURSE OBJECTIVES

The students will be able to

- To impart knowledge about the integration of interdisciplinary fields of computer aided design.
- To design and analysis various automatic material handling systems.
- To make the students aware about various techniques of data collection.
- To understand about the cellular technology.
- To understand the application of robotics in industry.

UNIT I INTRODUCTION**9 Periods**

Brief introduction to CAD and CAM – Manufacturing Planning, Manufacturing control- Introduction to CAD/CAM – Concurrent Engineering-CIM concepts – Computerized elements of CIM system –Types of production - Manufacturing models and Metrics – Manufacturing Control – Simple Problems – Basic Elements of an Automated system – Levels of Automation – Lean Production and Just-In-Time Production

UNIT II PRODUCTION AND PROCESS PLANNING**9 Periods**

Process planning – Computer Aided Process Planning (CAPP) – Logical steps in Computer Aided Process Planning – Aggregate Production Planning and the Master Production Schedule – Material Requirement planning – Capacity Planning- Control Systems-Shop Floor Control-Inventory Control – Brief on Manufacturing Resource Planning-II (MRP-II) & Enterprise Resource Planning (ERP) - Simple Problems.

UNIT III CELLULAR MANUFACTURING**9 Periods**

Group Technology(GT), Part Families – Parts Classification and coding – Simple Problems in Opitz Part Coding system – Production flow Analysis – Cellular Manufacturing – Composite part concept – Machine cell design and layout – Quantitative analysis in Cellular Manufacturing – Rank Order Clustering Method - Arranging Machines in a GT cell – Hollier Method – Simple Problems.

UNIT IV FLEXIBLE MANUFACTURING SYSTEM AND VEHICLE GUIDANCE**9 Periods**

Types of Flexibility - FMS – FMS Components – FMS Application & Benefits – FMS Planning and Control– Quantitative analysis in FMS – Simple Problems. Automated Guided Vehicle System (AGVS) – AGVS Application – Vehicle Guidance technology – Vehicle Management & Safety.

UNIT V INDUSTRIAL ROBOTICS**9 Periods**

Robot Anatomy and Related Attributes – Classification of Robots- Robot Control systems – End Effectors – Sensors in Robotics – Robot Accuracy and Repeatability - Industrial Robot Applications – Robot Part Programming – Robot Accuracy and Repeatability – Simple Problems.

COURSE OUTCOMES**TOTAL: 45 Periods**

On successful completion of this course, students should be able to

- Solve the design problems of different type of transfer mechanism.
- Perform design and analysis of automatic storage and retrieval system.
- Evaluate the space requirements of different storage system.
- Design the workstation requirement for unattended operations and automated production system.
- Optimize the number of machines required for machine cell in a given production system.

TEXTBOOKS

1. Vajpayee, K.S., Principles of Computer Integrated Manufacturing, Prentice Hall 2006.
2. Rao, P. N., Tewari, N. K. and Kundra, T. K., Computer Integrated Manufacturing, McGraw Hill 1998.

REFERENCE BOOKS

1. Groover, M. P. and Zimmers, E. W., CAD/ CAM, Dorling Kingsley.,2008.
2. Groover, M. P., Automation, Production systems and Computer Integrated Manufacturing, Pearson Education Asia.,2009.
3. "Computer Integrated Manufacturing: Current Status and Challenges" by Kiyoji Asai and I Burhan Turksen.,2008.

Course Outcome		PS O 1	PS O 2	PS O 3	P O 1	PO 2	PO 3	P O 4	PO 5	PO 6	P O 7	P O 8	P O 9	PO 10	PO 11	PO 12
Co1	Solve the design problems of different type of transfer mechanism	3	1		3	2	3	1	3			1			1	
Co2	Perform design and analysis of automatic storage and retrieval system	3	1		3	2	2	1	1						1	
Co3	Evaluate the space requirements of different storage system	3	2		3	2	3	2	3			3			1	
Co4	Design the workstation requirement for unattended operations and automated production system	3	1		3	2	3	1	2	2		1	3		1	2
Co5	Optimize the number of machines required for machine cell in a given production system	3	2		3	2	3	1	3					2	1	


 Chairman
 Board of Studies
 Faculty of Aeronautical Engineering
 ADHIYAMAAN COLLEGE OF ENGINEERING (Autonomous)
 Hosur - 635 109, Tamil Nadu.

PRE-REQUISITES: Knowledge of Manufacturing technology and Material science are required.

COURSE OBJECTIVES

- To understand principle behind various NDT techniques.
- To study about NDT equipments and accessories.
- To learn working procedures of various NDT techniques.
- To know the applications and recent trends in NDT.
- To know about the NDT techniques for flaw detection.

UNIT I INTRODUCTION AND VISUAL INSPECTION TECHNIQUE

9 Periods

Introduction to various non-destructive methods – Comparison of Destructive and Non destructive Tests, Visual Inspection, Optical aids used for visual inspection, Applications.

UNIT II LIQUID PENETRANT TESTING AND MAGNETIC PARTICLE TESTING

9 Periods

Physical principles, procedure for penetrant testing, Characteristics of penetrants - Developers, Penetrant testing methods – Applications, Principle of MPT, Magnetising technical and procedure used for testing a component, Equipment used for MPT, Applications

UNIT III EDDY CURRENT TESTING AND ACOUSTIC EMISSION TESTING

9 Periods

Principles, Instrumentation for ECT, Various Techniques – High sensitivity Techniques, Single, Multi and high frequency ECT, Applications - Principle of AET, AE signal parameters, Applications.

UNIT IV ULTRASONIC TESTING

9 Periods

Introduction, Principle of operation, Types of Ultrasonic propagation – Ultrasonic probes. Types of Ultrasonic Transducers – Testing Techniques and Inspection methods – Pulse Echo, ABC scans, Transmission angle beam, Testing procedures and its applications.

UNIT V RADIOGRAPHY, COMPARISON AND SELECTION OF NDT METHODS

9 Periods

Basic principle, Effect of radiation of Film, Radiographic Imaging – Inspection Techniques – Single wall single image, Double wall Penetration & Multiwall Penetration technique – Comparison and selection of various NDT techniques.

TOTAL : 45 Periods

COURSE OUTCOMES

The students will be able to

- Apply scientific and technical knowledge to the field of non-destructive testing.
- Use the relevant non-destructive testing methods for various engineering practice.
- Analyse and interpret the defects to improve the overall quality of products.
- Develop their skills in inspection of the components.
- Increase overall reliability of the products by selection of suitable inspection techniques.


 Chairman
 Board of Studies
 Faculty of Aeronautical Engineering
 ADHIYAMAAN COLLEGE OF ENGINEERING (Autonomous)
 Hosur - 635 109, Tamil Nadu.


TEXT BOOKS

1. J Prasad, and CGK Nair, "Non Destructive Testing and Evaluation of materials", Tata McGraw Hill, 2017.
2. Ravi Prakash, "Non Destructive Testing Techniques", New Age International, 1st Edition revised, 2010.

REFERENCE BOOKS

1. Baldev Raj and B.Venkataraman, "Practical Radiology", Narosa Publishing House, 2004.
2. Baldev raj, T Jeyakumar, M. Thavasimuthu "Practical Non-Destructive Tesitng" Narosa Publishing house, New Delhi, 2002.
3. Krautkramer.J, "Ultra Sonic Testing of Materials", 1st Edition, Springer – Verlag Publication, New York, 1996.

Course outcome		Ps 01	Ps 02	Ps 03	P 01	P 02	P 03	P 04	P 05	P 06	P 07	P 08	P 09	P 10	P 11	P 12
C01	Apply scientific and technical knowledge to the field of non-destructive testing	3	3		3	3	2	2					1		1	
C02	Use the relevant non-destructive testing methods for various engineering practice	3	3		2	1	2	2		2					1	
C03	Analyse and interpret the defects to improve the overall quality of products.	3	3		1	1	1	2			3				1	
C04	Develop their skills in inspection of the components	3	3		2	1	2	1							2	
C05	Increase overall reliability of the products by selection of suitable inspection techniques	3	3		2	2	2	1							2	


Chairman
Board of Studies
Faculty of Aeronautical Engineering
ADHIYAMAAN COLLEGE OF ENGINEERING (Autonomous)
Hosur - 635 109, Tamil Nadu.

COURSE OBJECTIVE

The students will be able to

- a) Compare different configuration of airplanes on Specifications and performance details of aircraft.
- b) Prepare comparative data sheets and compare different graph and selection of main parameters for the aircraft design.
- c) Calculate the preliminary weight estimations, power plant selection, airfoil selection, wing tail and control surfaces.
- d) Estimate the load of the aircraft design.
- e) Analysis the design of the aircraft and testing.

LIST OF EXPERIMENTS

1. To study and Construct V-n diagram for the design study
2. Gust and manoeuvrability envelopes
3. Critical loading performance and final V-n graph calculation
4. Structural design study – Theoretical approach
5. Load estimation of wings and fuselage.
6. Balancing and Manoeuvring loads on tail plane, Aileron and Rudder loads.
7. Detailed structural layouts
8. Design of any two components of wings, fuselage
9. Preparation of a detailed design report with CAD drawings.
10. Any one Proto type model of UAV

TOTAL: 45 Periods

COURSE OUTCOME


On successful completion of this course, student should be able to

- a) Based upon the mission of the aircraft the students designated for a collection of data are collected from different aircraft having the same mission.
- b) Analyze the main design parameter for the aircraft design.
- c) Knowledge about the approximate weight of the aircraft that they design by specifying the different types of weight of the aircraft, the types of power plant selected as well as aero foil selection and tail empennage.
- d) Evaluate the overall drag of the newly designed aircraft for further calculation on performance of the aircraft.
- e) The aircraft analysis should be clarified with the exact graph results and calculations



Chairman
Board of Studies
Faculty of Aeronautical Engineering
ADHIYAMAAN COLLEGE OF ENGINEERING (Autonomous)
Hosur - 635 109, Tamil Nadu.

Course Outcome		PS O 1	PS O 2	PS O 3	P O 1	PO 2	PO 3	P O 4	PO5	PO 6	P O 7	P O 8	P O 9	PO 10	PO 11	PO 12
Co1	Based upon the mission of the aircraft the students designated for a collection of data are collected from different aircraft having the same mission.	3	1		3	2	3	1	3						1	
Co2	Analyze the main design parameter for the aircraft design	3	1		3	2	3	1	3						1	
Co3	Knowledge about the approximate weight of the aircraft that they design by specifying the different types of weight of the aircraft, the types of power plant selected as well as aero foil selection and tail empennage.	3	1	1	2	2	3	2	3						1	
Co4	Evaluate the overall drag of the newly designed aircraft for further calculation on performance of the aircraft	3	1		3	2	3	2	3						1	
Co5	The aircraft analysis should be clarified with the exact graph results and calculations	1	3		3	2	3	1	3						1	


Chairman
Board of Studies
Faculty of Aeronautical Engineering
ADHIYAMAAN COLLEGE OF ENGINEERING (Autonomous)
Hosur - 635 109, Tamil Nadu.

Pre-requisite: Digital Electronics and Microprocessor

COURSE OBJECTIVE

Design and implementation of data buses in avionics with MIL – Std. 1553B and remote terminal configuration and their importance in different applications in the field of Avionics.

LIST OF EXPERIMENTS DIGITAL

ELECTRONICS:

1. Addition/Subtraction of binary numbers.
2. Multiplexer/ De- Multiplexer Circuits.
3. Encoder/Decoder Circuits.
4. Timer Circuits, Shift Registers, Binary Comparator Circuits.

MICROPROCESSORS:

5. Addition and Subtraction of 8-bit and 16-bit numbers.
6. Sorting of Data in Ascending & Descending order.
7. Sum of a given series with and without carry.
8. Greatest in a given series & Multi-byte addition in BCD mode. 9. Interface programming with 4 digit 7 segment Display & Switches & LED's. 10. 16 Channel Analog to Digital Converter & Generation of Ramp, Square, Triangular wave by Digital to Analog Converter.

AVIONICS DATA BUSES:

11. Study of Different Avionics Data Buses.
12. MIL-STD – 1553 Data Buses Configuration with Message transfer.
13. MIL-STD – 1553 Remote Terminal Configuration.

TOTAL: 45 Periods

LIST OF EQUIPMENT (for a batch of 30 students)

Sl.No	Items	Quantity	Experiment No.
1.	Adder/Subtractor Binary bits Kit	6	1
2.	Timer Kit	6	1
3.	Encoder Kit	6	3
4.	Decoder Kit	6	3
5.	Comparator Kit	6	4
6.	Multiplexer Kit	6	2
7.	De- Multiplexer Kit	6	2
8.	Shift Registers Kit	6	4
9.	Electronic Design Experimenter	6	6,7,9,10
10.	Microprocessor 8085 Kit	9	5,6,7,8,9,10
11.	4 Digit 7 Segment Display	3	6
12.	Switches & LED's Circuit	3	6
13.	16 Channel AD Converter	6	10,9
14.	Digital to Analog Converter	6	10
15.	Cathode Ray Oscilloscope	3	9,10
16.	Regulated Power Supply (5V DC)	9	1,2,3,4
17.	MIL-Std 1553B Setup with Remote Terminal	1	12,13

Chairman

Board of Studies

Faculty of Aeronautical Engineering
ADHIYAMAAN COLLEGE OF ENGINEERING (Autonomous)
Hosur - 635 199, Tamil Nadu.


15.	Computers	2	11,12,13
-----	-----------	---	----------

COURSE OUTCOMES

After successful completion of this course, the students should be able to

- a) Design and analyze complex digital circuits.
- b) Develop and execute assembly language programs using 8085 for any applications.
- c) Interface and control stepper motors using 8085 microprocessor.
- d) Integrate avionic systems using MIL-STD-1553B data bus.
- e) Integrate avionic systems using ARINC 429 data bus.

Course outcome		Ps 01	Ps 02	Ps 03	P 01	P 02	P 03	P 04	P 05	P 06	P 07	P 08	P 09	P 10	P 11	P 12
C01	Design and analyze complex digital circuits	3	2		2	2	2	1					2		1	
C02	Develop and execute assembly language programs using 8085 for any applications	3	2		2	2	3	2		1					1	
C03	Interface and control stepper motors using 8085 micro processor	3	2		2	1	1	1			1				1	
C04	Integrate avionic system using MIL-STD-1553B data bus	3	1		1	2	2	2							1	
C05	Integrate avionic system using ARINC429 data bus	3	1		2	1	2	2							1	


Chairman
Board of Studies
Faculty of Aeronautical Engineering
ADHIYAMAAN COLLEGE OF ENGINEERING (Autonomous)
 Hosur - 635 109, Tamil Nadu.

Pre-requisite: Aircraft Systems and Instruments

COURSE OBJECTIVE

To train the students "ON HAND" experience in maintenance of various air frame systems in aircraft and rectification of common snags.

LIST OF EXPERIMENTS

1. Aircraft "Jacking Up" procedure.
2. Aircraft "Levelling" procedure.
3. Control System "Rigging check" procedure.
4. Aircraft "Symmetry Check" procedure.
5. "Flow test" to assess of filter element clogging.
6. "Pressure Test" To assess hydraulic External/Internal Leakage.
7. "Functional Test" to adjust operating pressure.
8. "Pressure Test" procedure on fuel system components. 9. "Brake Torque Load Test" on wheel brake units.
10. Maintenance and rectification of snags in hydraulic and fuel systems.

TOTAL: 45 Periods


LIST OF EQUIPMENTS (for a batch of 36 students)

S.No	Items	Quantity	Experiment No.
1.	Serviceable aircraft with all above systems	1	1 to 10
2.	Hydraulic Jacks (Screw Jack)	4	4,5,10
3.	Trestle adjustable	1	1,2,4,8
4.	Spirit Level	2	1,2,4,8
5.	Levelling Boards	2	8
6.	Cable Tensiometer	1	8
7.	Adjustable Spirit Level	1	8
8.	Plumb Bob	2	8
9.	Brake load test rig	1	9

COURSE OUTCOMES

After successful completion of this course, the students should be able to

- a) Perform aircraft jacking in order to perform maintenance and inspection.
- b) Remove and reinstall aircraft wings and undercarriage using manufacturer's manual.
- c) Disassemble and assemble sub components of aircraft engines to perform maintenance and inspection.
- d) Describe engine ground running procedure.
- e) Troubleshoot various systems of aircraft.


 Chairman
 Board of Studies
 Faculty of Aeronautical Engineering
 ADHYAYAN COLLEGE OF ENGINEERING (Autonomous)
 Hosur - 560 109, Tamil Nadu.

Course outcome		Ps 01	Ps 02	Ps 03	P 01	P 02	P 03	P 04	P 05	P 06	P 07	P 08	P 09	P 10	P 11	P 12
C01	Perform aircraft jacking in order to perform maintenance and inspection	1	3		1	3	1	2					1		2	
C02	Remove and reinstall aircraft wings and undercarriage using manufacturer's manual	2	2		2	3	1	2		2					1	
C03	Disassemble and assemble sub components of aircraft engines to perform maintenance and inspection	2	2		2	2	1	3			2				1	
C04	Describe engine ground running procedure	3	3		1	2	2	3							2	
C05	Troubleshoot various system of aircraft	2	2		3	2	2	1							1	


Chairman
Board of Studies
Faculty of Aeronautical Engineering
ADHIYAMAAN COLLEGE OF ENGINEERING (Autonomous)
Hosur - 635 109, Tamil Nadu.

COURSE OBJECTIVES

The students will be able to

- Understand the Fundamentals and uses of solid, liquid and hybrid propellants in rocket systems.
- Describe the drag and lift forces acting on rocket and missile.
- Predict the solid rocket motors to achieve specific missile mission goals.
- Understand the launch vehicle booster rocket systems and its separation techniques.
- Gain the knowledge about selection of materials in rockets and missiles.

UNIT I ROCKETS SYSTEMS**9 Periods**

Ignition System in rockets – Types of Igniters – Igniter Design Considerations – Design Consideration of liquid Rocket Combustion Chamber, Injector Propellant Feed Lines, Valves, Propellant Tanks Outlet and Helium Pressurized and Turbine feed Systems – Propellant Slash and Propellant Hammer - Elimination of Geysering Effect in Missiles – Combustion System of Solid Rockets.

UNIT II AERODYNAMICS OF ROCKETS AND MISSILES**9 Periods**

Airframe Components of Rockets and Missiles – Forces Acting on a Missile While Passing Through Atmosphere – Classification of Missiles – methods of Describing Aerodynamic Forces and Moments – **Lateral Aerodynamic Moment – Lateral Damping Moment and Longitudinal Moment of a Rocket** – lift and Drag Forces – Drag Estimation – Body Up wash and Downwash in Missiles – Numerical Problems.

UNIT III ROCKET MOTION IN FREE SPACE AND GRAVITATIONAL FIELD**9 Periods**

One Dimensional and Two Dimensional rocket Motions in Free Space and Homogeneous Gravitational Fields – description of Vertical, Inclined and Gravity Turn Trajectories – Determination of range and Altitude Simple Approximations to Burnout Velocity.

UNIT IV STAGING AND CONTROL OF ROCKETS AND MISSILES**9 Periods**

Rocket Vector Control – Methods – Thrust determination – SITVC – Multistaging of rockets – Vehicle Optimization – **Stage Separation Dynamics – Separation Techniques.**

UNIT V MATERIALS FOR ROCKETS AND MISSILES**9 Periods**

Selection of Materials – Special Requirements of Materials to Perform under Adverse Conditions.

TOTAL: 45 Periods**COURSE OUTCOMES**

On successfully completing of this course, students will be able to

- Design Consideration of liquid Rocket Combustion Chamber and Igniter.
- Acquire the knowledge about Aerodynamic Forces and Moments. Lateral Damping Moment and Longitudinal Moment of a Rocket.
- Learn about the 1D and 2D rocket Motions in Free Space and Homogeneous Gravitational Fields.
- Understood the Vertical, Inclined and Gravity Turn Trajectories in rocket motion and also the rockets Separation Techniques.
- Familiarize with the selection of suitable materials for different rocket systems

TEXT BOOKS

1. George Sutton "Rocket Propulsion and Space Dynamics", Wiley India Pvt.ltd. Mar 2010.
2. Martin J. L. Turner, Rocket and Spacecraft Propulsion Principles, Practice and New Developments (Third Edition), Springer Berlin Heidelberg New York 2009.

REFERENCE BOOKS

1. Ronald Flock "Gas Turbines and Jet and Rocket Propulsion", Cambridge University press, Jan 2011.
2. Bill yenne "Principles of Guided Missile Design", Creasy publishing 2012.
3. George M Siouris, "Missile guidance and control systems" Springer, 2004.

Course Outcome		PS O 1	PS O 2	PS O 3	P O 1	PO 2	PO 3	P O 4	PO 5	PO 6	P O 7	P O 8	P O 9	PO 10	PO 11	PO 12
Co1	Design Consideration of liquid Rocket Combustion Chamber and Igniter	3	1		3	2	3	1	3						1	
Co2	Acquire the knowledge about Aerodynamic Forces and Moments. Lateral Damping Moment and Longitudinal Moment of a Rocket	3	2		2	3	3	1	3	3	2		3		1	
Co3	Learn about the 1D and 2D rocket Motions in Free Space and Homogeneous Gravitational Fields	2	1		2	2	3	1	2		1				2	
Co4	Understood the Vertical, Inclined and Gravity Turn Trajectories in rocket motion and also the rockets Separation Techniques	3	1		3	2	2	1	3			2	3		1	
Co5	Familiarize with the selection of suitable materials for different rocket systems		2		3	2	2	1	3	3					2	


Chairman
Board of Studies
Faculty of Aeronautical Engineering
ADHIYAMAAN COLLEGE OF ENGINEERING (Autonomous)
Hoour - 635 109, Tamil Nadu.

811AEE02

Operation Research

L T P C
3 0 0 3

COURSE OBJECTIVES

Students will able to,

- The industrial management and techniques of decision making, customer involvement, work-study, incentive schemes.
- The process improvement, the role of staffing, work study, incentives, health and safety in management.
- The queuing system and their characteristics.
- The network construction and other network related topics.
- The formulation of games and graphical solutions and dominance property.

UNIT I LINEAR PROGRAMMING

9 Periods

Linear programming, Definition, scope of Operations Research (O.R) approach and limitations of OR Models, Characteristics and phases of OR Mathematical formulation of L.P. Problems. Graphical solution methods.

UNIT II TRANSPORTATION PROBLEM

9 Periods

Formulation of transportation model, Basic feasible solution using different methods, Optimality Methods, Unbalanced transportation problem, Degeneracy in transportation problems, Applications of Transportation problems. Assignment Problem: Formulation, unbalanced assignment problem, Traveling salesman problem.

UNIT III SEQUENCING & QUEUING THEORY

9 Periods

Johnson's algorithm, n - jobs to 2 machines, n jobs 3machines, n jobs m machines without passing sequence. 2 jobs n machines with passing. Graphical solutions priority rules.

Queuing system and their characteristics. The M/M/1 Queuing system, Steady state performance analyzing of M/M/ 1 and M/M/C queuing model.

UNIT IV PERT-CPM TECHNIQUES

9 Periods

Network construction, determining critical path, floats, scheduling by network, project duration, variance under probabilistic models, prediction of date of completion, crashing of simple networks.

UNIT V GAME THEORY

9 Periods

Formulation of games, Two person-Zero sum game, games with and without saddle point, Graphical solution (2x n, m x 2 game), dominance property

Total:45 periods

COURSE OUTCOMES

On successful completion of this course, student should be able to

- Recall the history and describe the various management functions.
- Identify the role of staffing, work study, incentives, health and safety in management.
- Apply techniques of decision making, customer involvement, work-study, incentive schemes and process improvement.
- Describe the various management behavioral technique.
- Acquire the knowledge about graphical solution for all the problems.

TEXT BOOKS

- S. D. Sharma –Kedarnath Ramnath& Co Operations Research, Publishing House Private Limited 2002.
- F S Hiller and G J Leiberman "Introduction to Operations Research" Publisher: newagepublishers second edition , 2009

Chairman
Board of Studies
Faculty of Aeronautical Engineering
ADHIYAMAAN COLLEGE OF ENGINEERING (Autonomous)
Hosur - 635 109, Tamil Nadu.

REFERENCE BOOKS

1. AM Natarajan, P. Balasubramani, ATamilaravari "Operation Research" Khanna Book Publishing, New Delhi 2005
2. Hiller and liberman, McGraw Hill Introduction to operation research, Himalaya Publishing House Private Limited. 5th edition 2001.
3. Ravindran, Phillips & Solberg, Wiley Operations Research: Principles and practice: Publisher: Tata Mcgraw Hill. 2nd Edition 2007

Course Outcome		PS O 1	PS O 2	PS O 3	P O 1	PO 2	PO 3	P O 4	PO 5	PO 6	P O 7	P O 8	P O 9	PO 10	PO 11	PO 12
Co1	Recall the history and describe the various management functions	3	1		3	2	3	1	3	1					1	
Co2	Identify the role of staffing, work study, incentives, health and safety in management	3	1	1	3	2	2	2	3		1			3	1	2
Co3	Apply techniques of decision making, customer involvement, work-study, incentive schemes and process improvement	3	2	3	3	2	3	1	2	2		2	3		2	2
Co4	Describe the various management behavioral technique	3	1		3	2	3	1	3		2		2		2	
Co5	Acquire the knowledge about graphical solution for all the problems	3	2		3	2	3	1	3	1		1	3		1	



Chairman
Board of Studies
Faculty of Aeronautical Engineering
ADHIYAMAAN COLLEGE OF ENGINEERING (Autonomous)
Hosur - 635 109, Tamil Nadu.

COURSE OBJECTIVES

- To acquaint the student with the fundamentals of creep.
- To make the student understand about design with creep resistance.
- To familiarize the student about fracture, cracks and their mechanics.
- To introduce to the student about oxidation and corrosion in hot environments.
- To acquaint the student with various super alloys and other materials.

UNIT I CREEP**9 Periods**

Factors influencing functional life of components at elevated temperatures, definition of creep curve, various stages of creep, metallurgical factors influencing various stages, effect of stress, temperature and strain rate.

UNIT II DESIGN FOR CREEP RESISTANCE**9 Periods**

Design of transient creep time, hardening, strain hardening, expressions of rupture life of creep, ductile and brittle materials, Monk man-Grant relationship.

UNIT III FRACTURE**9 Periods**

Various types of fracture, brittle to ductile from low temperature to high temperature, cleavage fracture, and ductile fracture due to micro void coalescence-diffusion controlled void growth; fracture maps for different alloys and oxides.

UNIT IV OXIDATION AND HOT CORROSION**9 Periods**

Oxidation, Pilling, Bed worth ratio, kinetic laws of oxidation- defect structure and control of oxidation by alloy additions, hot gas corrosion deposit, modified hot gas corrosion, fluxing mechanisms, effect of alloying elements on hot corrosion, interaction of hot corrosion and creep, methods of combat hot corrosion.

UNIT V SUPERALLOYS AND OTHER MATERIALS**9 Periods**

Iron base, Nickel base and Cobalt base super alloys, composition control, solid solution strengthening, precipitation hardening by gamma prime, grain boundary strengthening, TCP phase, embrittlement, solidification of single crystals, Intermetallic, high temperature ceramics.

TOTAL: 45 Periods**COURSE OUTCOMES**

On successful completion of this course, students should be able to

- Acquire knowledge of creep and their different stages of creep curve.
- Understand the mechanical behavior of material rupture life of brittle and ductile.
- Analyze the concept of fracture and their mechanics due to elevated temperature.
- Attain the knowledge about oxidation and hot corrosion by addition of alloy elements.
- Familiarize the various super alloys and other materials.

TEXT BOOKS


- Hertzberg R. W., "Deformation and Fracture Mechanics of Engineering materials" 4th Edition, John Wiley, USA, 1996.
- Courtney T.H, "Mechanical Behavior of Materials", McGraw-Hill, USA, 1990.


 Chairman
 Board of Studies
 Faculty of Aeronautical Engineering
 ADHIYAMAAN COLLEGE OF ENGINEERING (Autonomous)
 Hosur - 635 109, Tamil Nadu.

REFERENCES BOOKS

1. Boyle J.T, Spencer J, "Stress Analysis for Creep", Butterworths, UK, 1983.
2. Bressers. J., "Creep and Fatigue in High Temperature Alloys", Applied Science, 1981.
3. McLean D., "Directionally Solidified Materials for High Temperature Service", The Metals Society, USA, 1985.

Course outcome		Ps 01	Ps 02	Ps 03	P 01	P 02	P 03	P 04	P 05	P 06	P 07	P 08	P 09	P 10	P 11	P 12
C01	Acquire knowledge of creep and their different stages of creep curve	2	3		1	1	2	1					2		1	
C02	Understand the mechanical behavior of material rupture life of brittle and ductile	3	2		2	1	1	3		3					1	
C03	Analyze the concept of fracture and their mechanics due to elevated temperature	3	2	3	2	3	3	2			3				1	
C04	Attain the knowledge about oxidation and hot corrosion by addition of alloy elements	3	3		2	2	2	1							1	
C05	Familiarize the various super alloys and other materials	3	3		2	3	3	1							2	


Chairman
Board of Studies
Faculty of Aeronautical Engineering
ADHIYAMAAN COLLEGE OF ENGINEERING (Autonomous)
Hosur - 635 109, Tamil Nadu.

Course Objective:

Students in a group of three or four will be assigned a project involving – design fabrication – theoretical studies - experimental studies on some problem related to Aeronautical Engineering.

Continuous internal assessment marks for the project will be given during project review meetings. The student has to prepare and present a detailed project report at the end of the semester and give a talk about the work done. End semester examination mark will be based on viva voce examination.

Total: 300 Periods

Course Outcomes:

CO1: The students will be able to think innovatively.

CO2: The students will be able to works as team.

CO3: They will be able to understand the concept of system engineering and product developments.

CO4: They will be in a position to use the theoretical knowledge in the practical applications.

CO5: They will be better placed to be practically exposed in the particular field of the domain, they work.

Course Outcome		PO 1	PO 2	PO 3	PO 4	PO 5	PO 6	PO 7	PO 8	PO 9	PO 10	PO 11	PO 12	PS O1	PS O2	PS O3
CO 1	The students will be able to think innovatively.	3	1		2								3			
CO 2	The students will be able to works as team.		3				2									
CO 3	They will be able to understand the concept of system engineering and product developments.	3		3	1											
CO 4	They will be in a position to use the theoretical knowledge in the practical applications.						3								3	
CO 5	They will be better placed to be practically exposed in the particular field of the domain, they work.	2												3		


 Chairman
 Board of Studies
 Faculty of Aeronautical Engineering
 ADHIYAMAAN COLLEGE OF ENGINEERING (Autonomous)
 Hosur - 635 109, Tamil Nadu.